

DIMENSIONS & DATA CERTIFIED FOR:

Representative:

Order:

Customer:

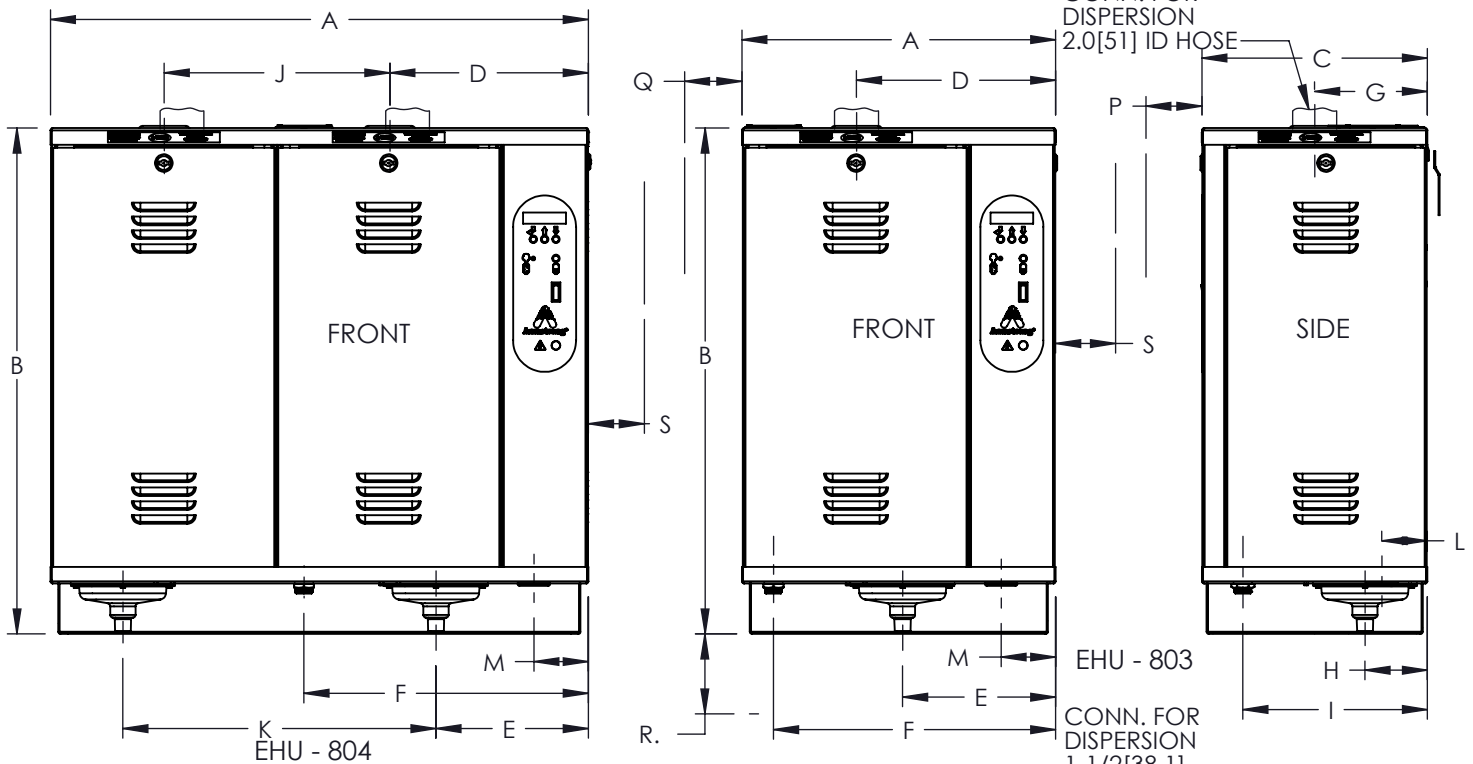
Order:

Project:

Requirements:

By:

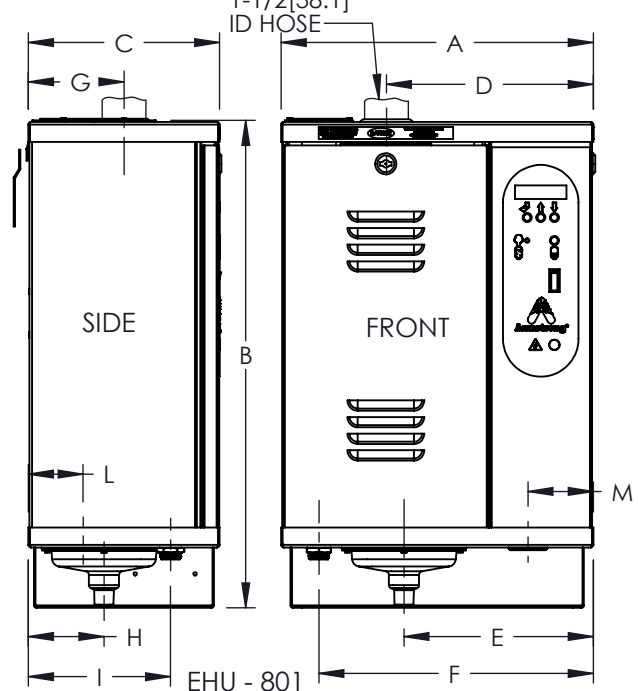
Date:



CABINET DESCRIPTION	MODEL		
	EHU-801 <input type="checkbox"/>	EHU-803 <input type="checkbox"/>	EHU-804 <input type="checkbox"/>
A WIDTH	16.3[413]	19.6[498]	33.6[854]
B HEIGHT	25.5[647]	31.8[807]	
C DEPTH	9.96[253]	14.1[358]	
H TANK DRAIN - SIDE	3.78[96]	3.90[99]	
E TANK DRAIN - FRONT	9.56[243]	8[203]	11-12[279-305]
E+K TANK #2 DRAIN - FRONT	N/A	N/A	31.4-32.4[798-823]
D STEAM OUTLET #1	10.8[274]	12.4[316]	
D+J STEAM OUTLET #2	N/A	N/A	26.5[673]
I WATER SUPPLY (SIDE)	7.4[188]	11.5[293]	
F WATER SUPPLY (FRONT)	13.66[347.0]	17.5[451]	
L ELECTRIC SUPPLY - SIDE	3-1/8[80]	2[51]	
M ELECTRIC SUPPLY - FRONT	4-1/2[114]	2-1/2[64]	
P CLEARANCE - FRONT	24[610]		
Q CLEARANCE - LEFT	4[102]		
R CLEARANCE - BOTTOM	12[305]		
S CLEARANCE - RIGHT	24[610]		

* WATER SUPPLY CONN. 3/8[9.5] COMPRESSION.
 UNIT IS DESIGNED TO MOUNT ON 16.00[406.4] CENTERS.
 2 LAG SCREWS & BRACKET ARE PROVIDED FOR EHU-801, 803 & 804.
 DRAIN CONN. USE 1.00[25.4] ID HOSE (SUPPLIED)

DIMENSIONS IN INCHES[MM] UNLESS OTHERWISE NOTED.



Product
HUMIDIFIER ELECTRIC STEAM
EHU - 801, 803 & 804

ENGLISH

CD No.

Rev;

Date

WEB
Y/N

2814

A

03/05/2014

SHEET 1 OF 2

By: GANESH KUMAR

OUTPUT		SINGLE PHASE							
LBS/HR	KG/HR	120		208		240		277	
		AMP	KW	AMP	KW	AMP	KW	AMP	KW
EHU 801 (ONE SMALL STEAM GENERATOR)									
4	2	12.5	1.5	7.2	1.5	6.3	1.5	5.4	1.5
6	3	18.8	2.3	10.8	2.3	9.4	2.3	8.1	2.3
11	5			18.1	3.8	15.7	3.8	13.6	3.8
17	8							21.7	6
EHU 803 (ONE LARGE STEAM GENERATOR)									
11	5	31.3	3.8						
17	8			28.9	6	25.1	6		
22	10			36.1	7.5	31.3	7.5	27.1	7.5
33	15			54.2	11.3	47	11.3	40.7	11.3
44	20					62.7	15	54.3	15
55	25							67.9	18.8
EHU 804 (TWO LARGE STEAM GENERATOR)									
33	15								
44	20			72.3	15				
55	25			90.4	18.8	78.3	18.8	67.9	18.8
66	30			108.4	22.6	94	22.6	81.4	22.6
77	35					109.6	26.3	95	26.3

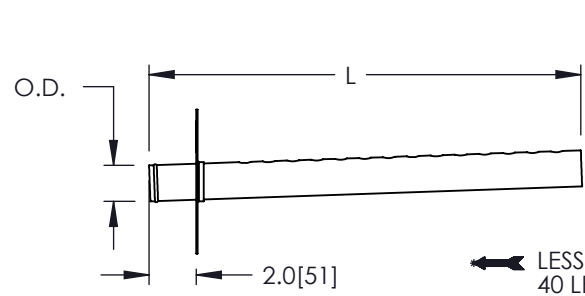
OUTPUT		THREE PHASE									
LBS/HR	KG/HR	208		240		380		480		600	
		AMP	KW	AMP	KW	AMP	KW	AMP	KW	AMP	KW
EHU 801 (ONE SMALL STEAM GENERATOR)											
6	3	6.3	2.3	5.4	2.3						
11	5	10.4	3.8	9	3.8	5.7	3.8	4.5	3.8	3.6	3.8
17	8	16.7	6	14.5	6	9.1	6	7.2	6	5.8	6
22	10	20.9	7.5	18.1	7.5	11.4	7.5	9	7.5	7.2	7.5
33	15					17.1	11.3	13.6	11.3	10.9	11.3
44	20					22.8	15	18.1	15	14.5	15
EHU 803 (ONE LARGE STEAM GENERATOR)											
33	15	31.3	11.3	27.1	11.3						
44	20	41.7	15	36.2	15						
55	25			45.2	18.8	28.6	18.8	22.6	18.8	18.1	18.8
66	30					34.3	22.6	27.1	22.6	21.7	22.6
77	35					40	26.3	31.7	26.3	25.3	26.3
88	40					45.7	30.1	36.2	30.1	28.9	30.1
99	45							40.7	33.8	32.6	33.8
110	50							45.2	37.6	36.2	37.6
EHU 804 (TWO LARGE STEAM GENERATOR)											
55	25	52.2	18.8								
66	30	62.6	22.6	54.3	22.6						
77	35	73	26.3	63.3	26.3						
88	40	83.5	30.1	72.3	30.1						
99	45	93.9	33.8	81.4	33.8	51.4	33.8				
110	50			90.4	37.6	57.1	37.6				
121	55					62.8	41.4	49.7	41.4	39.8	41.4
132	60					68.5	45.1	54.3	45.1	43.4	45.1
143	65					74.3	48.9	58.8	48.9	47	48.9
154	70					80	52.6	63.3	52.6	50.6	52.6
165	75					85.7	56.4	67.8	56.4	54.3	56.4
176	80					91.4	60.2	72.3	60.2	57.9	60.2
187	85							76.9	63.9	61.5	63.9
198	90							81.4	67.7	65.1	67.7
209	95							85.9	71.4	68.7	71.4
220	100							90.4	75.2	72.3	75.2
231	105							95	78.9	76	78.9
242	110									79.6	82.7

SELECTING PROPER DISPERSION TUBE					
MODEL	O.D.	LENGTH (L) [CM]	DUCT WIDTH		WEIGHT LBS[KG]
			MIN.	MAX.	
D-1	1-1/2[38]	12[30]	11[28]	16[41]	2[1]
D-1.5		18[46]	17[43]	22[56]	
D-2		24[61]	23[58]	34[86]	3[1.4]
D-3		36[91]	35[89]	46[117]	
D-4		48[122]	47[119]	58[147]	4[2]
D-5		60[152]	59[150]	70[178]	
D-6		72[183]	71[180]	82[208]	6[3]
D-7		84[213]	83[211]	94[239]	
D-8		96[244]	95[241]	106[269]	8[3.6]
D-9		108[274]	107[272]	118[300]	
D-10	120[305]	119[302]	130[330]	10[4.5]	

MODEL	WEIGHT	
	OPERATING	EMPTY
	MAX. LBS[KG]	APPROX. LBS[KG]
EHU-801	25[55]	19[42]
EHU-803	57[126]	32[70]
EHU-804	100[220]	50[110]
EHF-2 PACKAGE	32[14.6]	33[15]
EHF-3 PACKAGE	33[15]	34[15.5]

OPTIONS AVAILABLE
ON/OFF DUCT HIGH LIMIT STAT
MODULATING HIGH LIMIT STAT(0-10 VDC)
DWYER DUCT PRESSURE SWITCH
10.0[254] HOSE (EHU-801 ONLY)

PACKAGE INCLUDES
HUMIDIFIER, MOUNTING BRACKET & BOLTS
HOSE CUFFS & CLAMPS



DISPERSION TUBES

