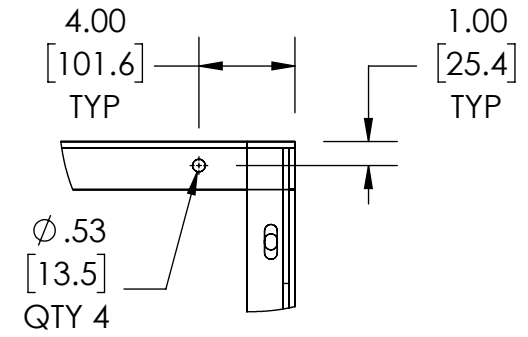
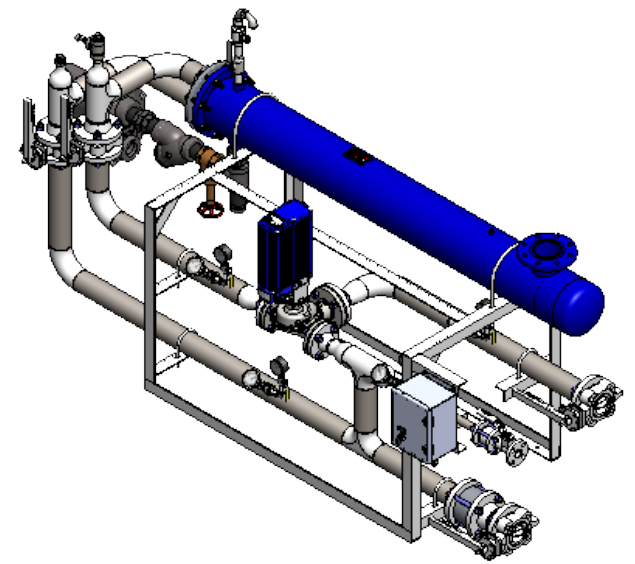


APPROVAL

- BY: _____ DATE: _____
- APPROVED, PROCEED WITH FABRICATION
 - APPROVED AS NOTED, PROCEED WITH FABRICATION IN ACCORDANCE WITH COMMENTS
 - DISAPPROVED, DO NOT FABRICATE

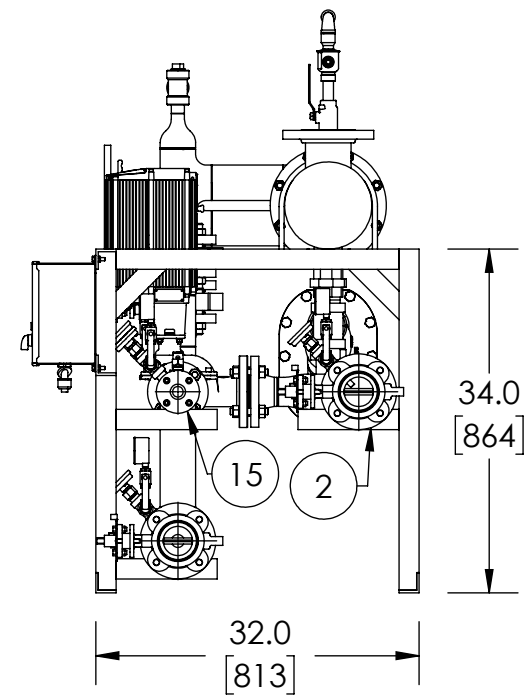
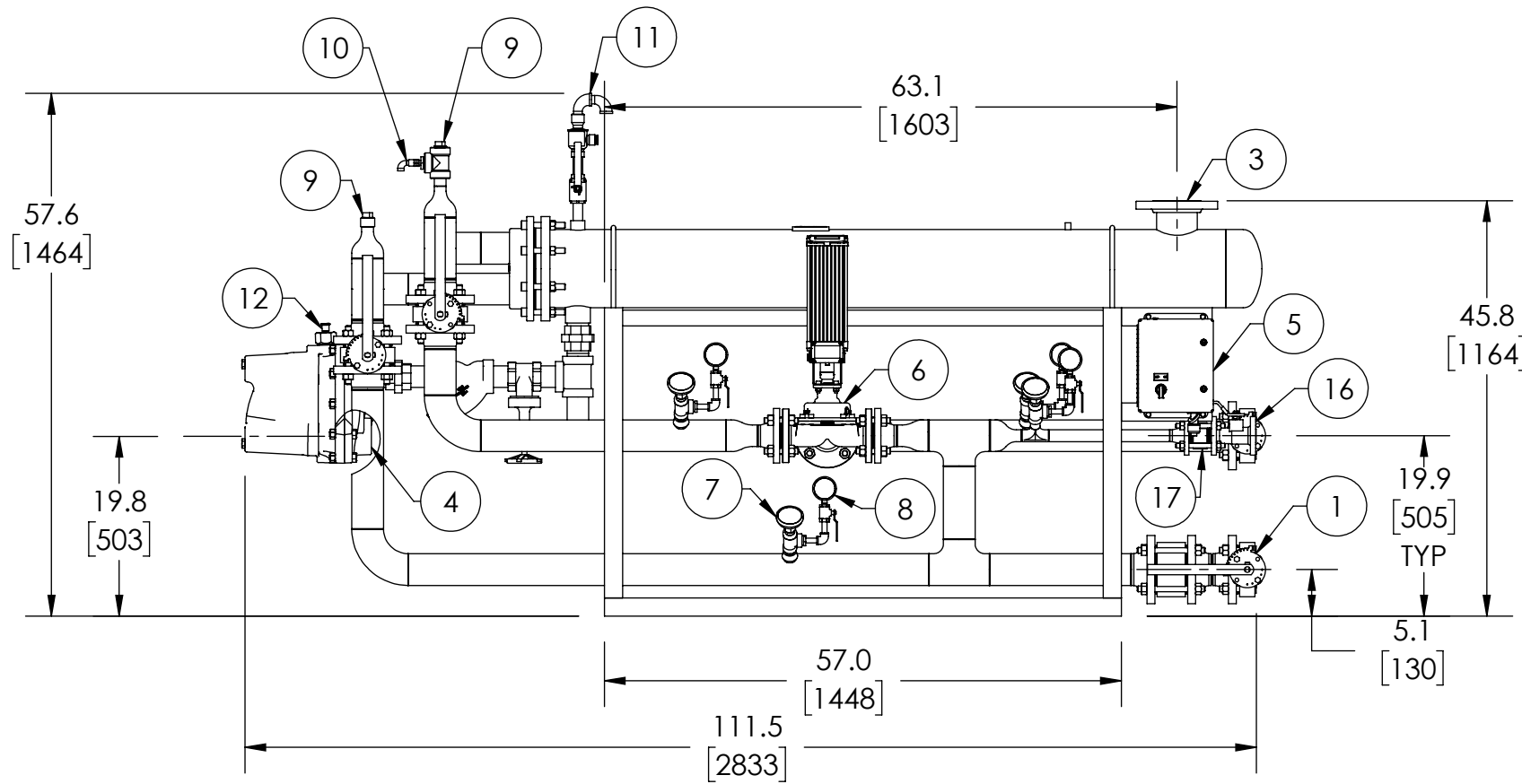


FLOOR BOLT LOCATION



READITEMP

ITEM NO.	DESCRIPTION	CONNECTION
1	COLD WATER INLET	3" FLG ANSI 150
2	MIXED OUTLET	3" FLG ANSI 150
3	STEAM INLET	4" FLG ANSI 150
4	CONDENSATE OUTLET	2" NPT 20-JD8 F&T
5	ELECTRICAL PANEL	120/240 VAC 1.8/.9A
6	E50WR	2" FLG ANSI 150
7	THERMOMETER (4)	1/2" NPT
8	PRESSURE GAUGE (4)	1/4" NPT
9	CIP CONNECTION (2)	1" NPT
10	SRV (PRESSURE) PIPE TO DRAIN	1/4" NPT
11	AIR VENT	3/4" NPT
12	VACUUM BREAKER	1/2" NPT
13	BUTTERFLY VALVE (4)	3" FLG ANSI 150
14	CHECK VALVE	3" FLG ANSI 150
15	RECIRC RETURN	1" FLG ANSI 150
16	BALL VALVE	1" FLG ANSI 150
17	CHECK VALVE	1" FLG ANSI 150
ITEM	MATERIAL	
PIPING	316 STAINLESS STEEL	
STAND	304 STAINLESS STEEL	
EXCHANGER TUBE MATERIAL	ADMIRALTY BRASS	



NOTE(S):

1. ALL DIMENSIONS +/-1.0 [25] UNLESS OTHERWISE SHOWN.
2. EMECH AND POWER SUPPLY ARE PREWIRED TO PROVIDE A SINGLE ELECTRICAL LANDING POINT AT THE PANEL.

		ARMSTRONG INTERNATIONAL Copyright © 2010 ARMSTRONG INTERNATIONAL, INC. RT812050R	
DO NOT SCALE DRAWING TOLERANCES UNLESS OTHERWISE SPECIFIED DIMENSIONING ENGLISH [mm]		NAME: CFG DATE: 5/18/2015	
FRACTIONAL ± 1/64 ANGULAR: ± 2		MATERIAL: _____ SHEET 1 OF 1	
DECIMAL .XXXX ± .0005 IN. .10 MM .XXX ± .005 .10 .XX ± .015 .10 .X ± .3		REV: _____ SALES: _____	