

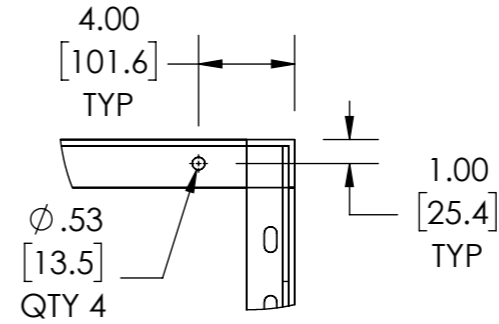
APPROVAL

BY: _____ DATE: _____

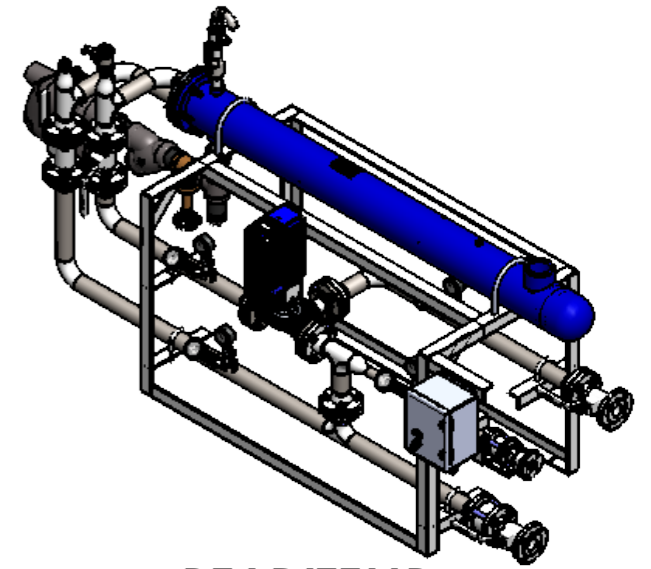
APPROVED, PROCEED WITH FABRICATION

APPROVED AS NOTED, PROCEED WITH FABRICATION IN ACCORDANCE WITH COMMENTS

DISAPPROVED, DO NOT FABRICATE

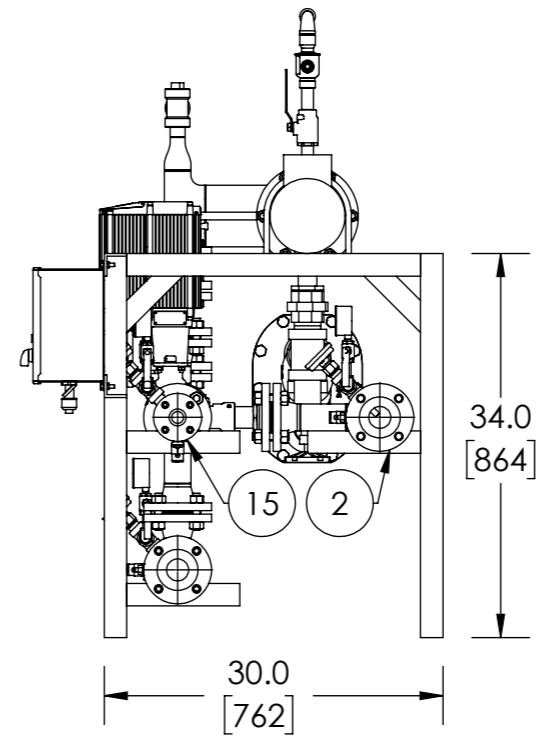
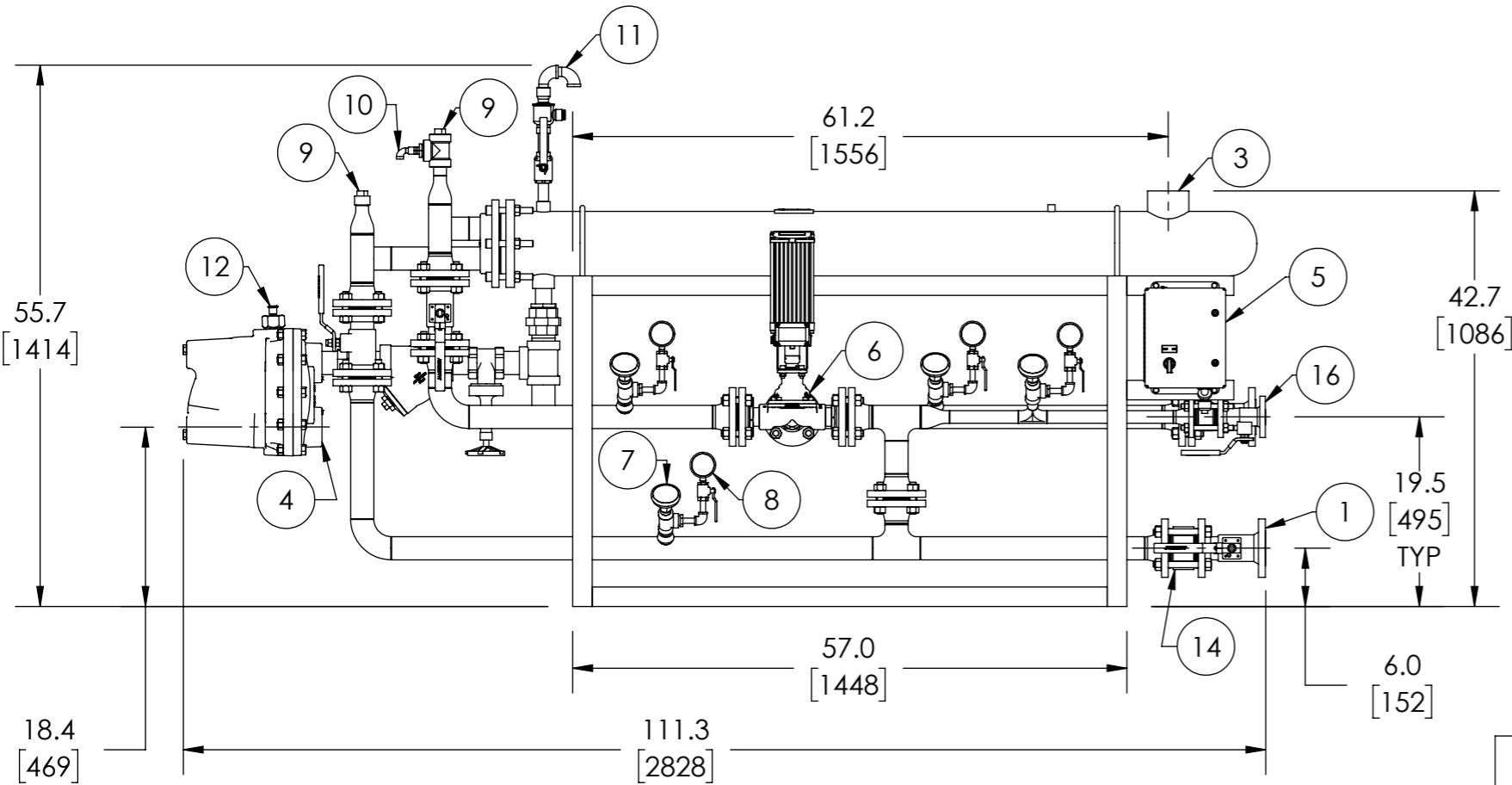


FLOOR BOLT LOCATION



READITEMP

ITEM NO.	DESCRIPTION	CONNECTION
1	COLD WATER INLET	2" FLG ANSI 150
2	MIXED OUTLET	2" FLG ANSI 150
3	STEAM INLET	3" NPT
4	CONDENSATE OUTLET	2" NPT 20-JD8 F&T
5	ELECTRICAL PANEL	120/240 VAC 1.1/.6A
6	E40W	1-1/2" NPT
7	THERMOMETER (4)	1/2" NPT
8	PRESSURE GAUGE (4)	1/4" NPT
9	CIP CONNECTION (2)	1" NPT
10	SRV (PRESSURE) PIPE TO DRAIN	1/4" NPT
11	AIR VENT	3/4" NPT
12	VACUUM BREAKER	1/2" NPT
13	BALL VALVE (4)	2" FLG ANSI 150
14	CHECK VALVE	2" FLG ANSI 150
15	RECIRC RETURN	1" FLG ANSI 150
16	BALL VALVE	1" FLG ANSI 150
17	CHECK VALVE	1" FLG ANSI 150
ITEM	MATERIAL	
PIPING	316 STAINLESS STEEL	
STAND	304 STAINLESS STEEL	
EXCHANGER TUBE MATERIAL	ADMIRALTY BRASS	



NOTE(S):

- ALL DIMENSIONS +/-1.0 [25] UNLESS OTHERWISE SHOWN.
- EMECH AND POWER SUPPLY ARE PREWIRED TO PROVIDE A SINGLE ELECTRICAL LANDING POINT AT THE PANEL.

DO NOT SCALE DRAWING
TOLERANCES UNLESS OTHERWISE SPECIFIED
DIMENSIONING ENGLISH [mm]

FRACTIONAL ± 1/64
ANGULAR: ± 2

DECIMAL	.XXXX ±	.0005	IN.	MM
	.XXX ±	.005		.10
	.XX ±	.015		.10
	.X			.3

NAME	DATE
CFG	5/18/2015

ARMSTRONG INTERNATIONAL
Copyright © 2010 ARMSTRONG INTERNATIONAL, INC.

RT66540R

MATERIAL	SHEET 1 OF 1
REV	SALES