

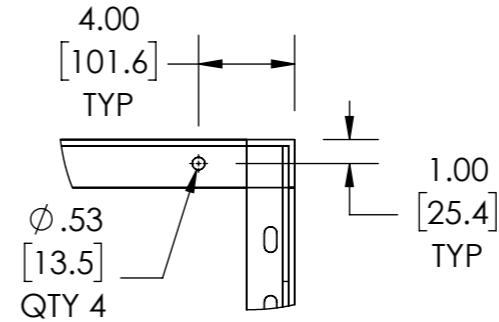
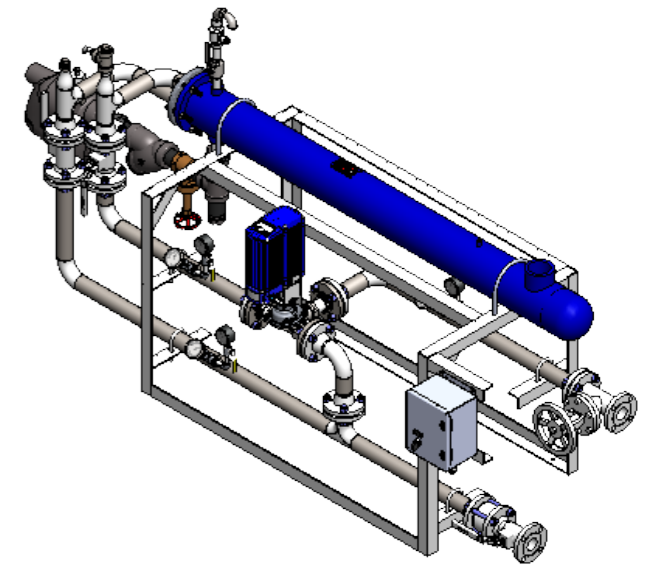
# APPROVAL

BY: \_\_\_\_\_ DATE: \_\_\_\_\_

APPROVED, PROCEED WITH FABRICATION

APPROVED AS NOTED, PROCEED WITH FABRICATION IN ACCORDANCE WITH COMMENTS

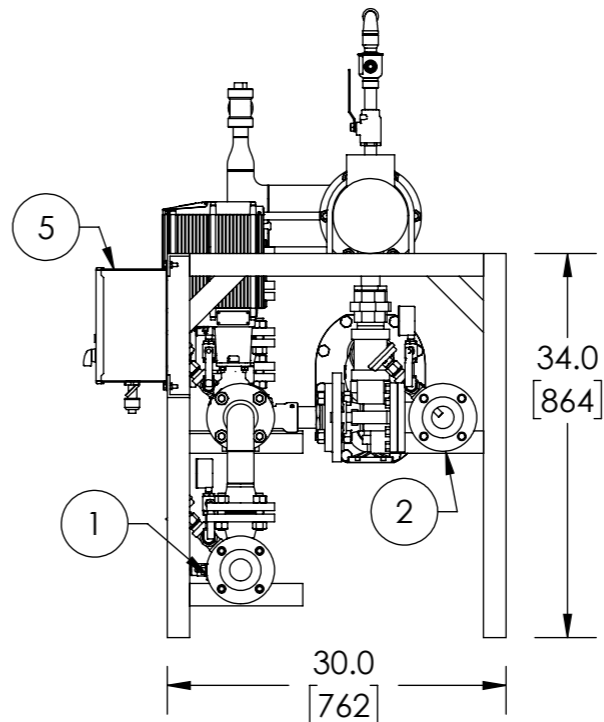
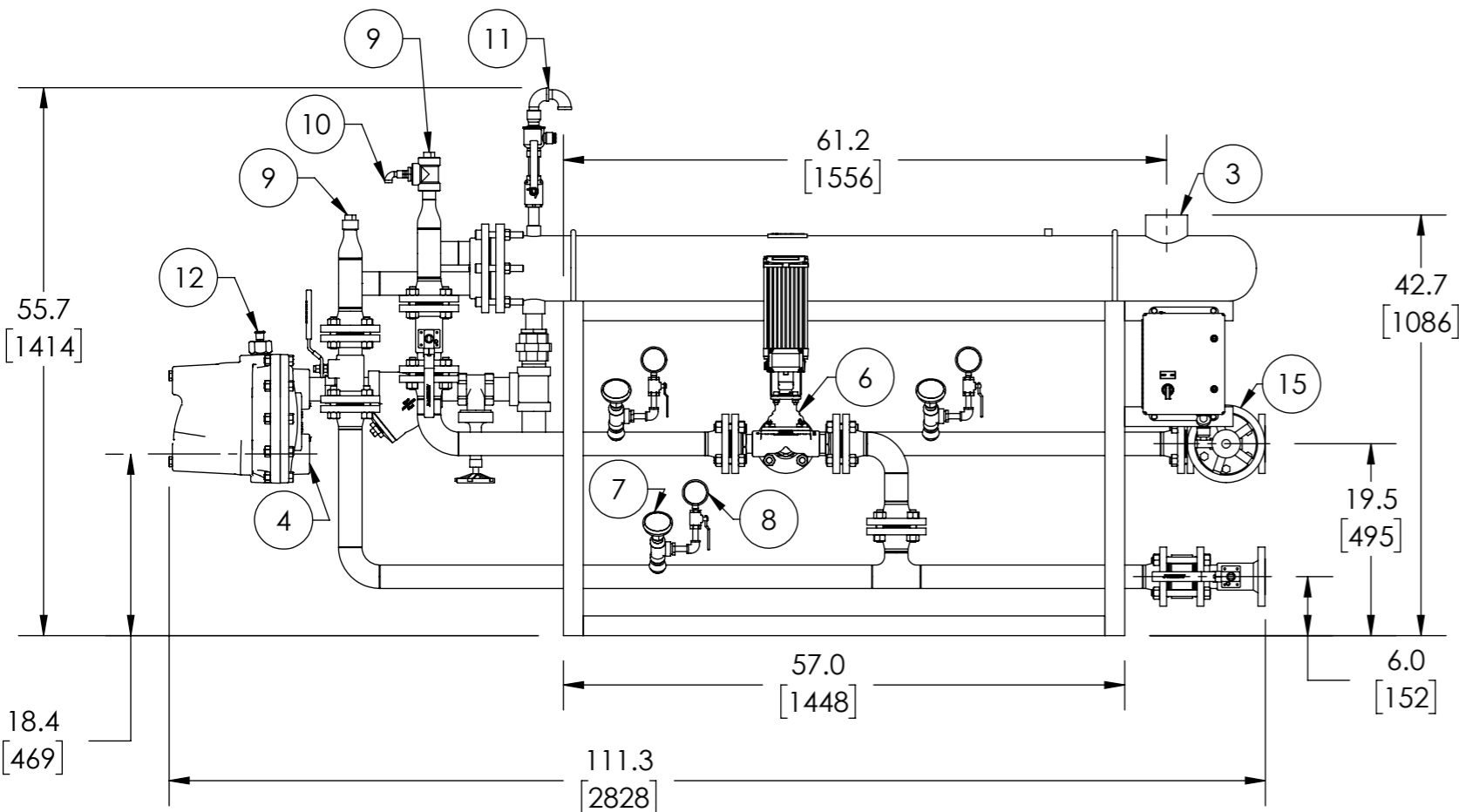
DISAPPROVED, DO NOT FABRICATE



## FLOOR BOLT LOCATION

## READITEMP

ITEM NO.	DESCRIPTION	CONNECTION
1	COLD WATER INLET	2" FLG ANSI 150
2	MIXED OUTLET	2" FLG ANSI 150
3	STEAM INLET	3" NPT
4	CONDENSATE OUTLET	2" NPT 20-JD8 F&T
5	ELECTRICAL PANEL	120/240 VAC 1.1/.6A
6	E40W	1-1/2" NPT
7	THERMOMETER (3)	1/2" NPT
8	PRESSURE GAUGE (3)	1/4" NPT
9	CIP CONNECTION (2)	1" NPT
10	SRV (PRESSURE) PIPE TO DRAIN	1/4" NPT
11	AIR VENT	3/4" NPT
12	VACUUM BREAKER	1/2" NPT
13	BALL VALVE (3)	2" FLG ANSI 150
14	CHECK VALVE	2" FLG ANSI 150
15	GLOBE VALVE	2" FLG ANSI 150
ITEM		MATERIAL
	PIPING	316 STAINLESS STEEL
	STAND	304 STAINLESS STEEL
	EXCHANGER TUBE MATERIAL	ADMIRALTY BRASS



NOTE(S):


- ALL DIMENSIONS +/-1.0 [25] UNLESS OTHERWISE SHOWN.
- EMECH AND POWER SUPPLY ARE PREWIRED TO PROVIDE A SINGLE ELECTRICAL LANDING POINT AT THE PANEL.

DO NOT SCALE DRAWING  
TOLERANCES UNLESS OTHERWISE SPECIFIED

DIMENSIONING  
ENGLISH [mm]

FRACTIONAL ± 1/64  
ANGULAR: ± 2

DECIMAL	IN.	MM
.XXXX ±	.0005	---
.XXX ±	.005	.010
.XX ±	.015	.10
.X	---	.3



	NAME	DATE
DRAWN	CFG	5/18/2015
RELEASED		

ARMSTRONG INTERNATIONAL  
Copyright © 2010 ARMSTRONG INTERNATIONAL, INC.

RT66540G

MATERIAL	SHEET 1 OF 1