

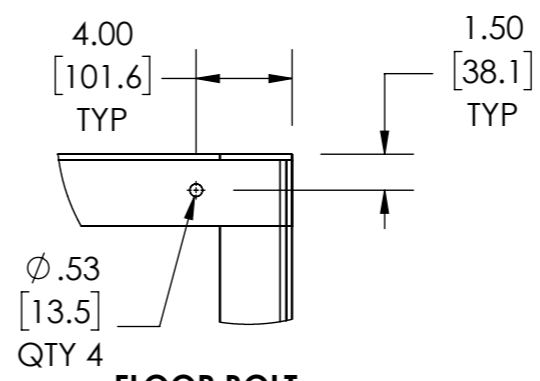
APPROVAL

BY: _____ DATE: _____

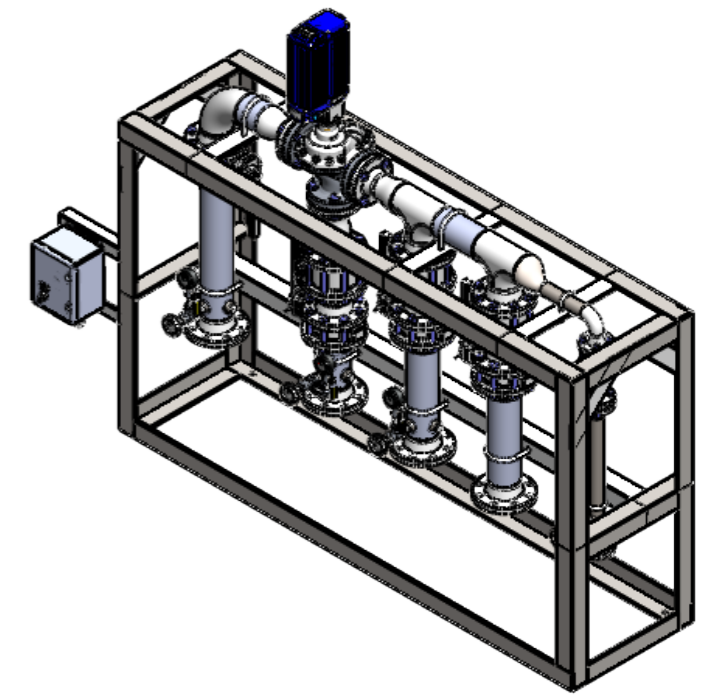
APPROVED, PROCEED WITH FABRICATION

APPROVED AS NOTED, PROCEED WITH FABRICATION IN ACCORDANCE WITH COMMENTS

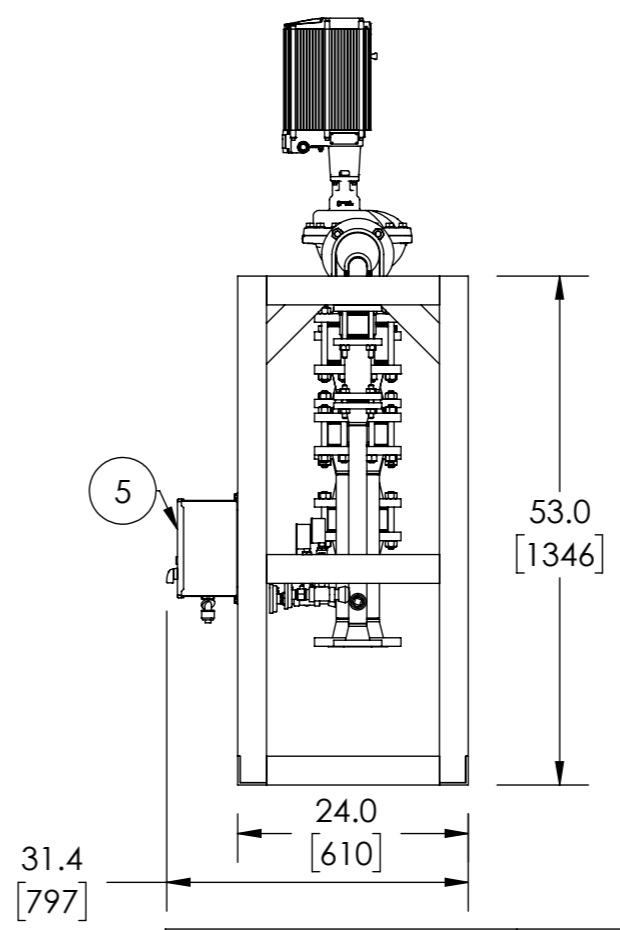
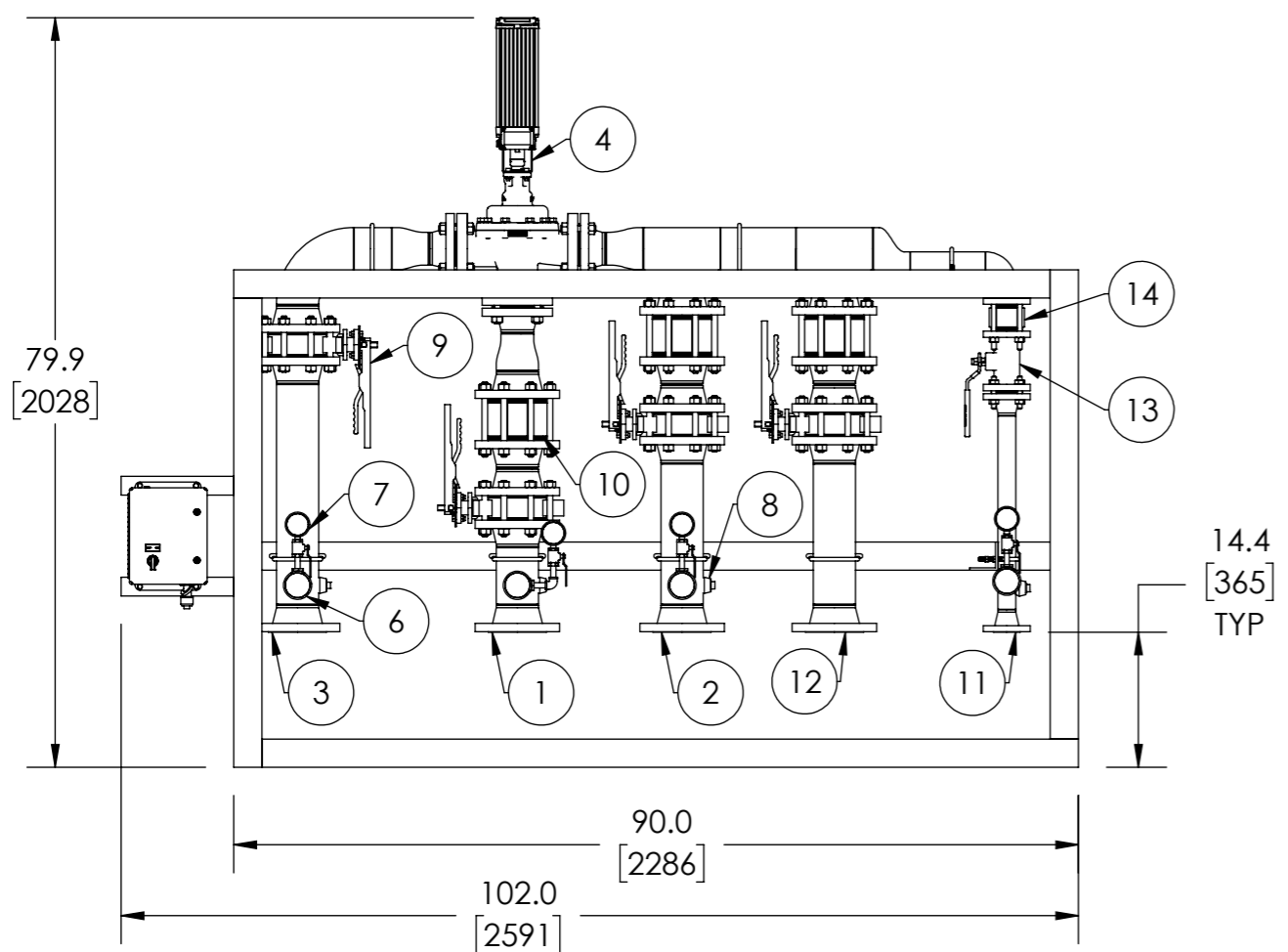
DISAPPROVED, DO NOT FABRICATE



FLOOR BOLT LOCATION



INDUSTRIAL MIXING CENTER



| ITEM NO. | DESCRIPTION | CONNECTION |
|----------|------------------------------------|---------------------|
| 1 | HOT WATER INLET | 4" FLG ANSI 150 |
| 2 | COLD WATER INLET | 4" FLG ANSI 150 |
| 3 | MIXED OUTLET | 4" FLG ANSI 150 |
| 4 | E80WR | 3" FLG ANSI 150 |
| 5 | ELECTRICAL PANEL | 120/240 VAC 1.8/.9A |
| 6 | THERMOMETER (4) | 1/2" NPT |
| 7 | PRESSURE GAUGE (4) | 1/4" NPT |
| 8 | INSTRUMENTATION EXPANSION PORT (4) | 3/4" NPT |
| 9 | BUTTERFLY VALVE (4) | 4" FLG ANSI 150 |
| 10 | CHECK VALVE (3) | 4" FLG ANSI 150 |
| 11 | RECIRC RETURN | 1-1/2" FLG ANSI 150 |
| 12 | RETURN TO HEATER | 4" FLG ANSI 150 |
| 13 | BALL VALVE | 1-1/2" FLG ANSI 150 |
| 14 | CHECK VALVE | 1-1/2" FLG ANSI 150 |
| | ITEM | MATERIAL |
| | PIPING | 316 STAINLESS STEEL |
| | STAND | 304 STAINLESS STEEL |

NOTE(S):

1. ALL DIMENSIONS +/-1.0 [25] UNLESS OTHERWISE SHOWN.
2. EMECH AND POWER SUPPLY ARE PREWIRED TO PROVIDE A SINGLE ELECTRICAL LANDING POINT AT THE PANEL.

DO NOT SCALE DRAWING
TOLERANCES UNLESS OTHERWISE SPECIFIED
DIMENSIONING ENGLISH [mm]
FRACTIONAL ± 1/64
ANGULAR: ± 2

| DECIMAL | IN. | MM |
|---------|-------|-----|
| .XXXX ± | .0005 | --- |
| .XXX ± | .005 | .10 |
| .XX ± | .015 | .10 |
| .X | --- | .3 |

Armstrong

| NAME | DATE |
|------|-----------|
| CFG | 5/18/2015 |

ARMSTRONG INTERNATIONAL
Copyright © 2010 ARMSTRONG INTERNATIONAL, INC.

IMC80RD

| MATERIAL | SHEET 1 OF 1 |
|----------|--------------|
| REV | SALES |