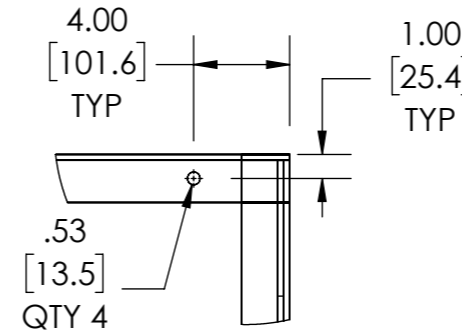
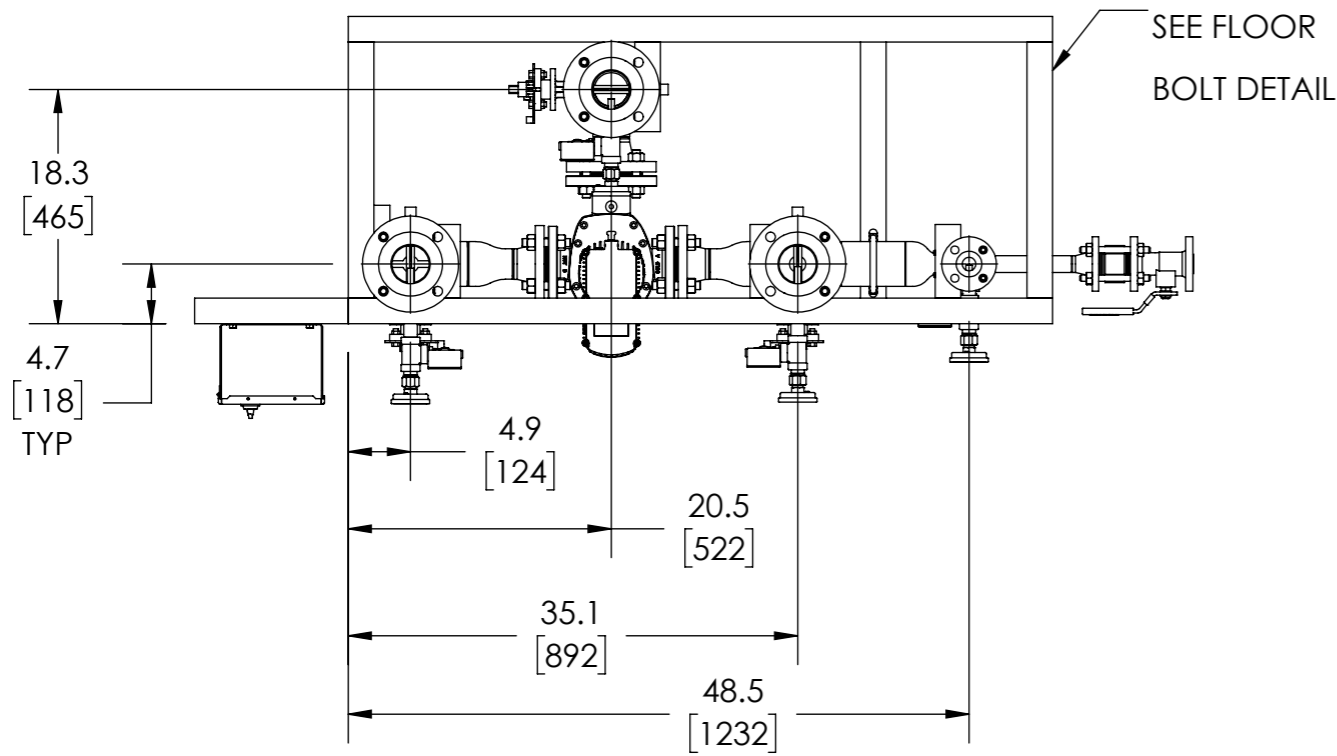
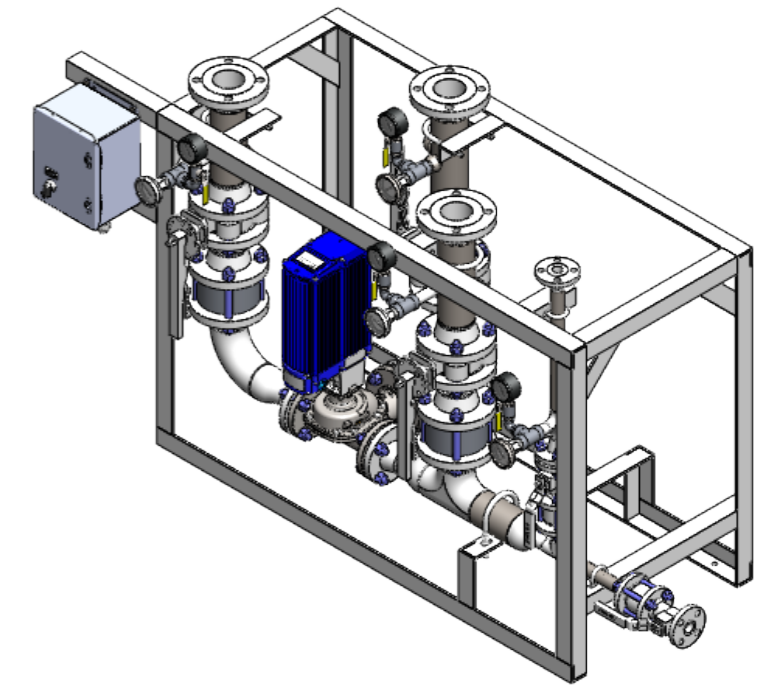


APPROVAL

BY: _____ DATE: _____

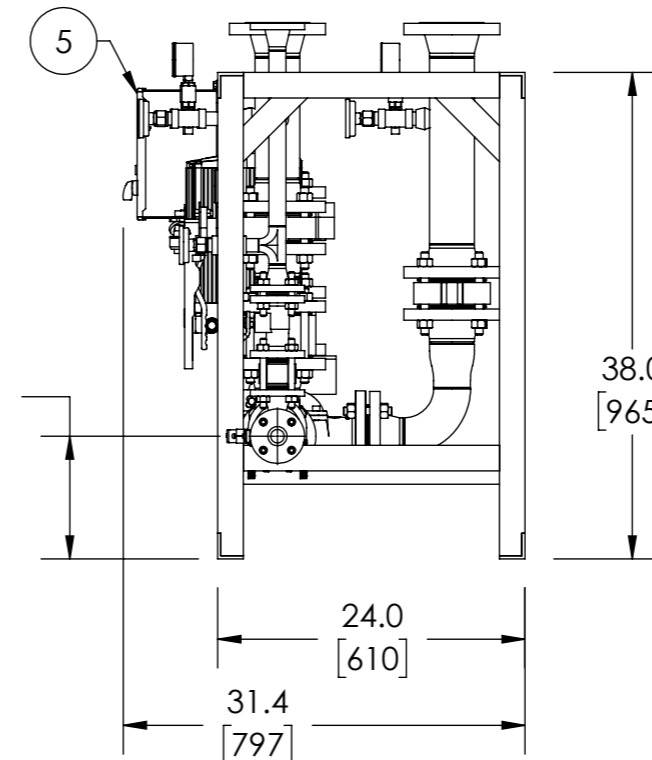
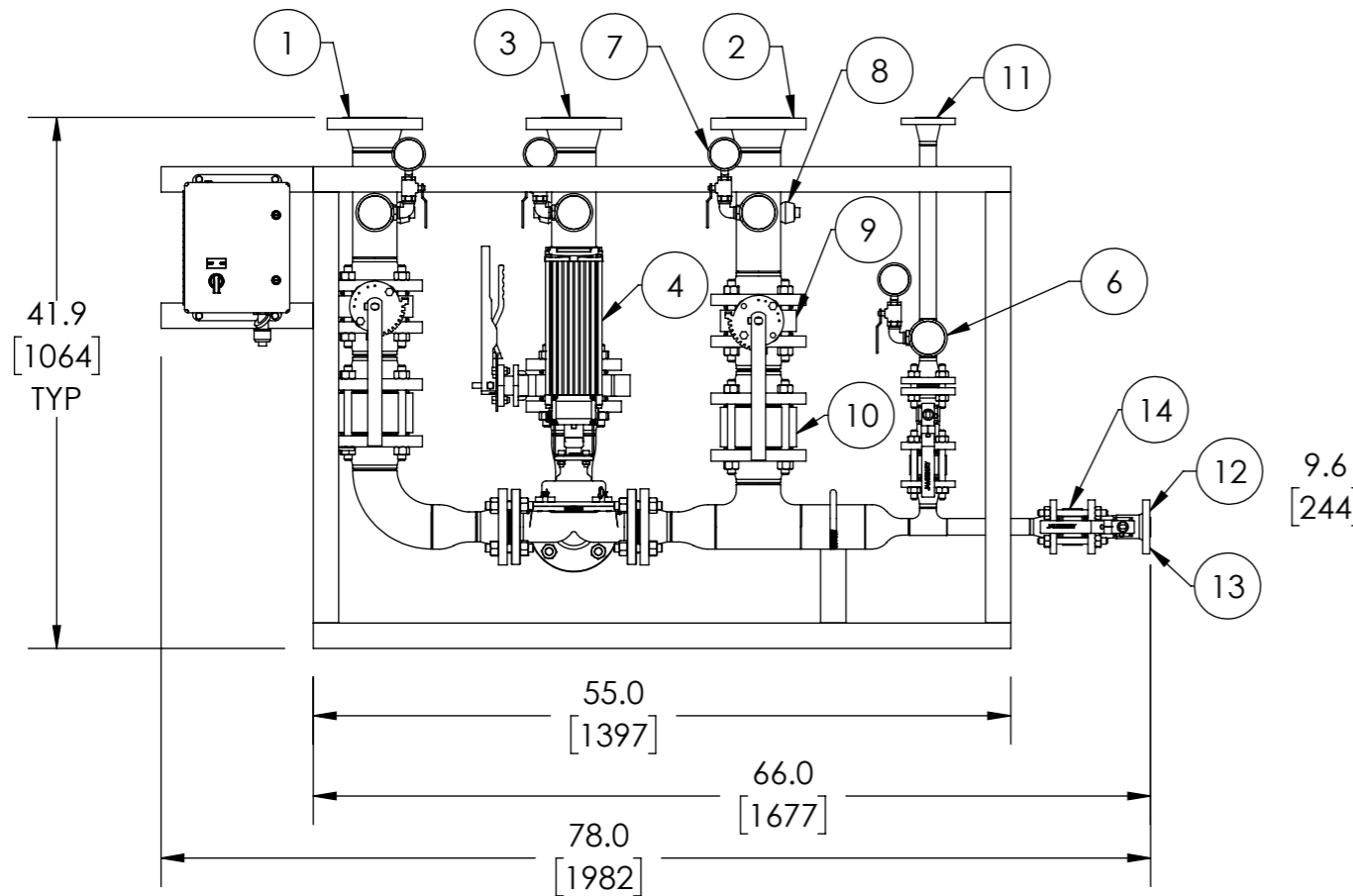
- APPROVED, PROCEED WITH FABRICATION
- APPROVED AS NOTED, PROCEED WITH FABRICATION IN ACCORDANCE WITH COMMENTS
- DISAPPROVED, DO NOT FABRICATE



FLOOR BOLT LOCATION

INDUSTRIAL MIXING CENTER

ITEM NO.	DESCRIPTION	CONNECTION
1	HOT WATER INLET	3" FLG ANSI 150
2	COLD WATER INLET	3" FLG ANSI 150
3	MIXED OUTLET	3" FLG ANSI 150
4	E50WR	2" FLG ANSI 150
5	ELECTRICAL PANEL	120/240 VAC 1.8/.9A
6	THERMOMETER (4)	1/2" NPT
7	PRESSURE GAUGE (4)	1/4" NPT
8	INSTRUMENTATION EXPANSION PORT (3)	3/4" NPT
9	BUTTERFLY VALVE (3)	3" FLG ANSI 150
10	CHECK VALVE (2)	3" FLG ANSI 150
11	RECIRC RETURN	1" FLG ANSI 150
12	RETURN TO HEATER	1" FLG ANSI 150
13	BALL VALVE (2)	1" FLG ANSI 150
14	CHECK VALVE (2)	1" FLG ANSI 150
	ITEM	MATERIAL
	PIPING	316 STAINLESS STEEL
	STAND	304 STAINLESS STEEL



NOTE(S):

- ALL DIMENSIONS +/-1.0 [25] UNLESS OTHERWISE SHOWN.
- EMECH AND POWER SUPPLY ARE PREWIRED TO PROVIDE A SINGLE ELECTRICAL LANDING POINT AT THE PANEL.

DO NOT SCALE DRAWING TOLERANCES UNLESS OTHERWISE SPECIFIED	
DIMENSIONING ENGLISH [mm]	
FRACTIONAL ± 1/64 ANGULAR: ± 2	
DECIMAL	IN. MM
.XXXX ± .0005	-----
.XXX ± .005	.010
.XX ± .015	.10
.X	.3

NAME	DATE
CFG	5/18/2015
DRAWN	
RELEASED	

ARMSTRONG INTERNATIONAL
Copyright © 2010 ARMSTRONG INTERNATIONAL, INC.

IMC50R

MATERIAL	SHEET 1 OF 1
REV	SALES