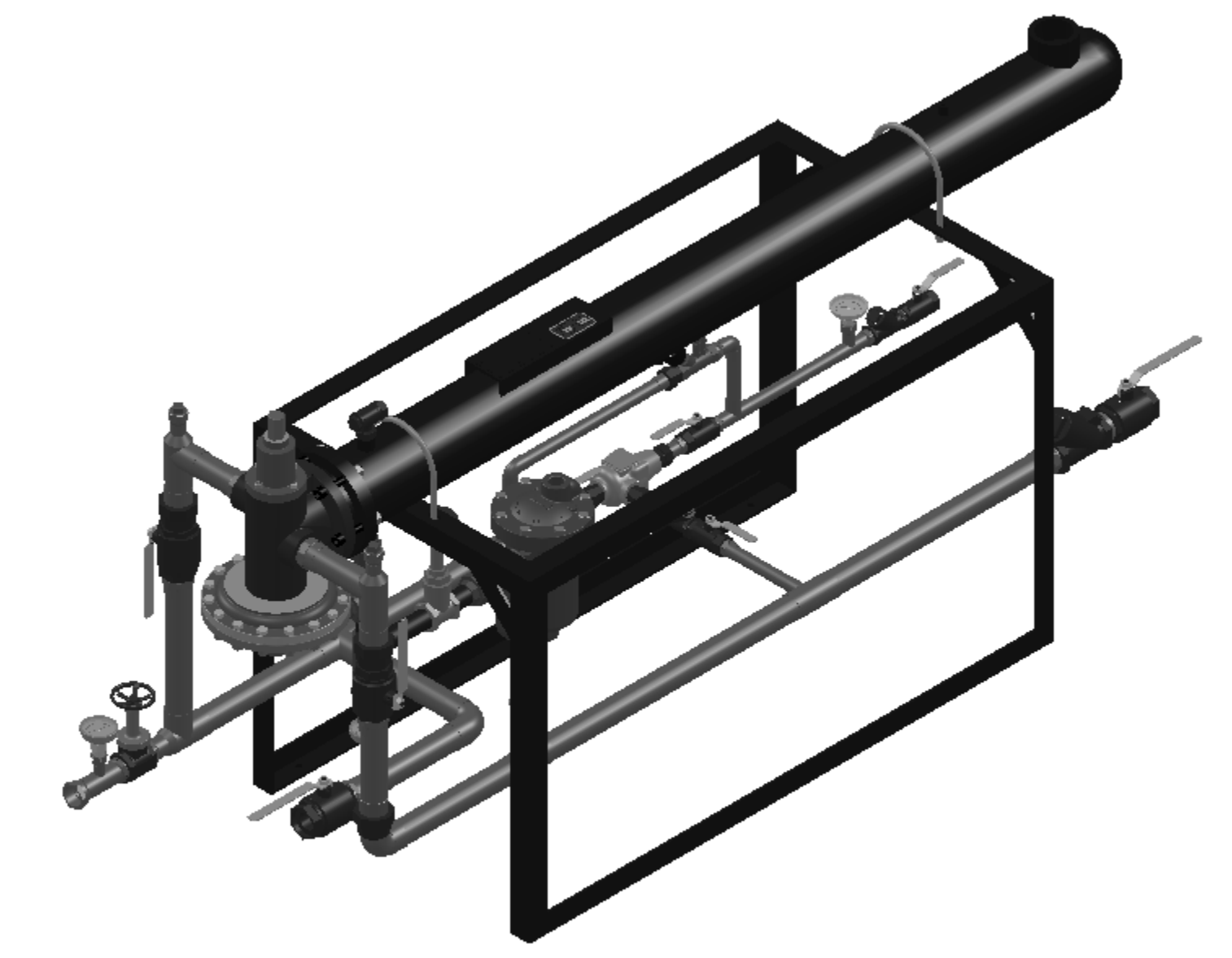


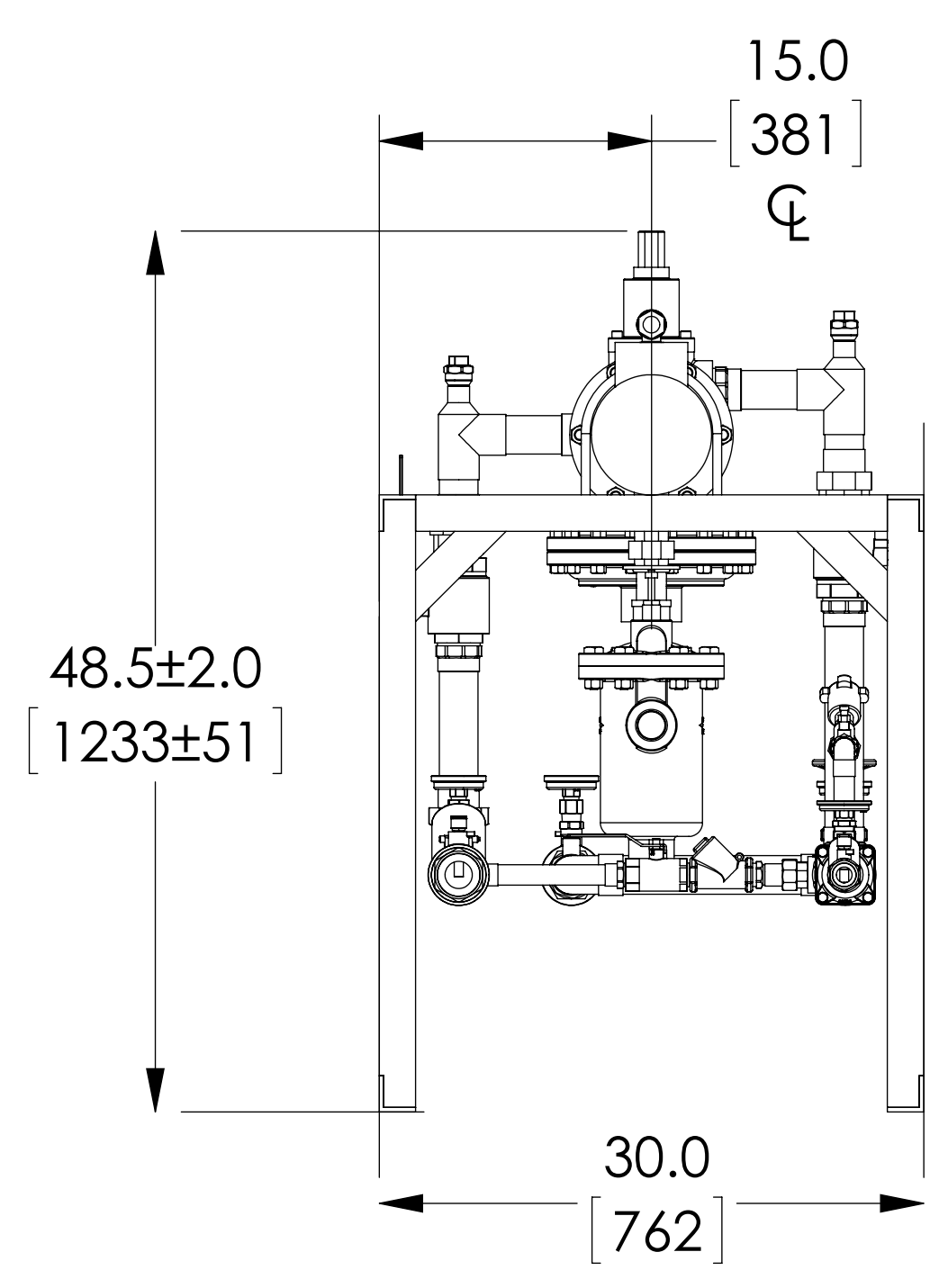
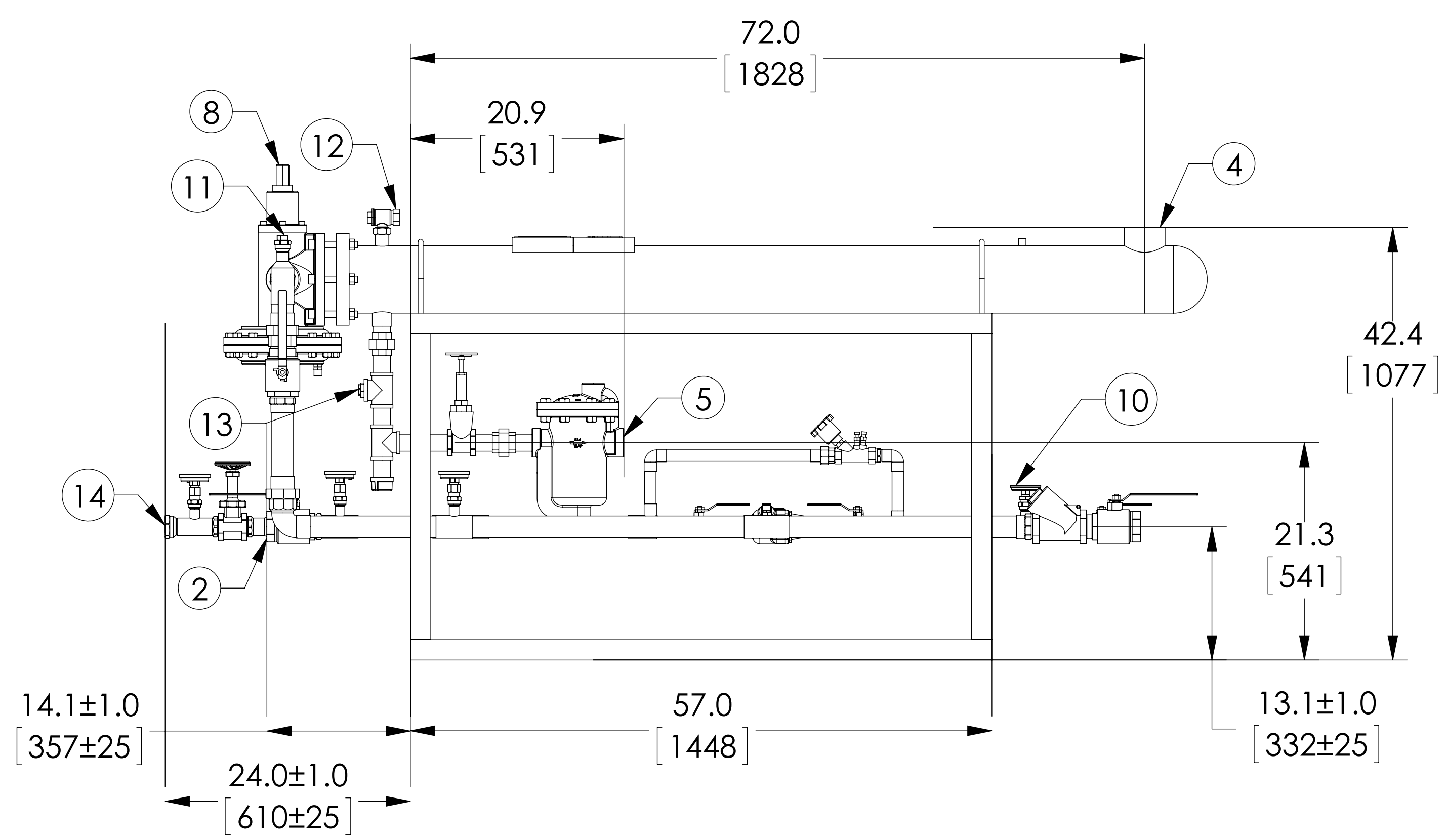
APPROVAL

BY: _____ DATE: _____

- APPROVED, PROCEED WITH FABRICATION
- APPROVED AS NOTED, PROCEED WITH FABRICATION IN ACCORDANCE WITH COMMENTS
- DISAPPROVED, DO NOT FABRICATE



FLO-RITE-TEMP STEAM/WATER HEAT EXCHANGER DOUBLE WALL



PROJECT NAME :

TAG :

ITEM	DESCRIPTION	CONNECTION
1	COLD WATER INLET	2" NPT
2	HOT WATER OUTLET	2" NPT
3	RECIRC WATER INLET	1" NPT
4	STEAM INLET	3" NPT
5	CONDENSATE OUTLET	1-1/4" NPT 814 IB
6	N/A	N/A
7	N/A	N/A
8	CONTROL VALVE LT	2" NPT
9	FLUID POWER VALVE	1" NPT
10	THERMOMETER (4)	
11	CIP CONNECTION (2)	1" NPT
12	AIR VENT	3/4" NPT
13	VACUUM BREAKER	1/2" NPT
14	BYPASS TO DRAIN	1-1/2" NPT
ITEM	MATERIAL	
PIPING	COPPER TYPE "L"	
EXCHANGER SHELL MATL.	CARBON STEEL	
EXCHANGER TUBE MATL.	COPPER	
SET POINT	100°F	

NOTE(S):

1. ARMSTRONG PART NUMBER : D611693
2. ALL DIMENSIONS +/- 0.5[13] UNLESS OTHERWISE SHOWN.
3. COMPLETE ASSEMBLY LEAD FREE COMPLIANT - THE WETTED SURFACE OF THIS PRODUCT CONTACTED BY CONSUMABLE WATER CONTAINS LESS THAN ONE QUARTER OF ONE PERCENT (0.25%) OF LEAD BY WEIGHT.
4. N/A.

DO NOT SCALE DRAWING TOLERANCES UNLESS OTHERWISE SPECIFIED	
DIMENSIONING ENGLISH [mm]	
FRACTIONAL ± 1/64	
ANGULAR: ± 2	
DECIMAL	.XXXX ± .0005
	.XXX ± .005
	.XX ± .015
	.X ± .3

NAME	DATE
CFG	7/17/2014
SALES	

ARMSTRONG INTERNATIONAL
Copyright © 2010 ARMSTRONG INTERNATIONAL, INC.

FRT665DWR100F 2 NPT 2 NPT 1 NPT
CPR

CONFIG# (C-147837)

MATERIAL SHEET 1 OF 1

REV A DWG. SALES