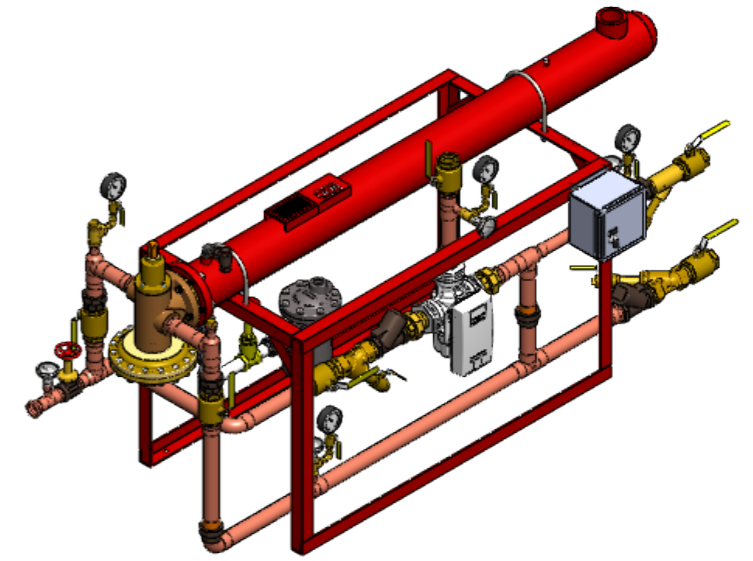
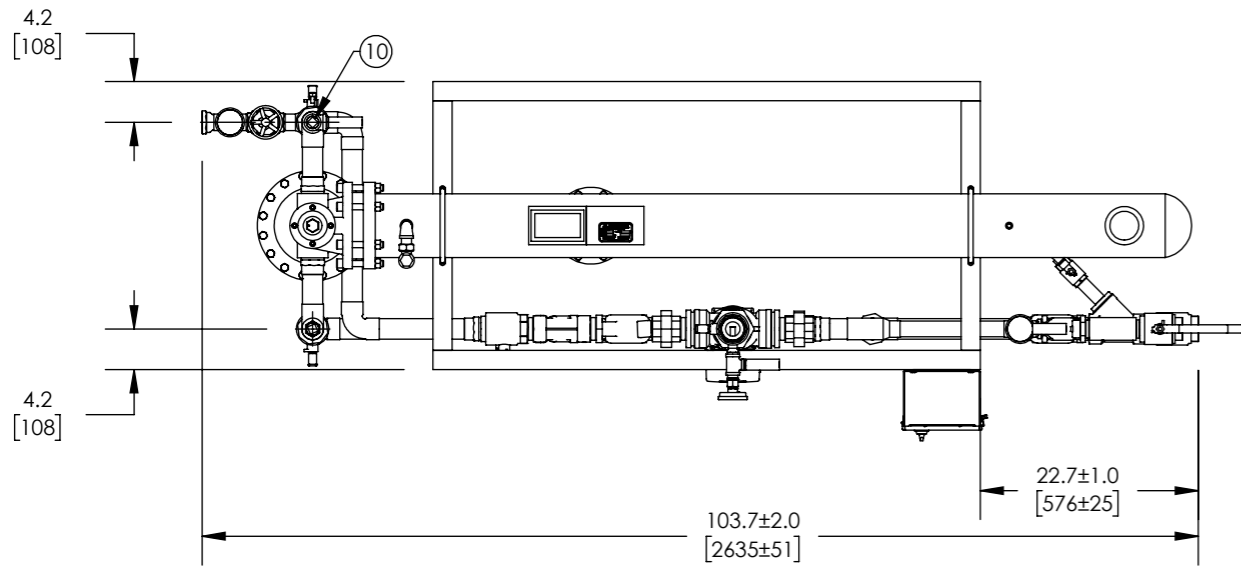


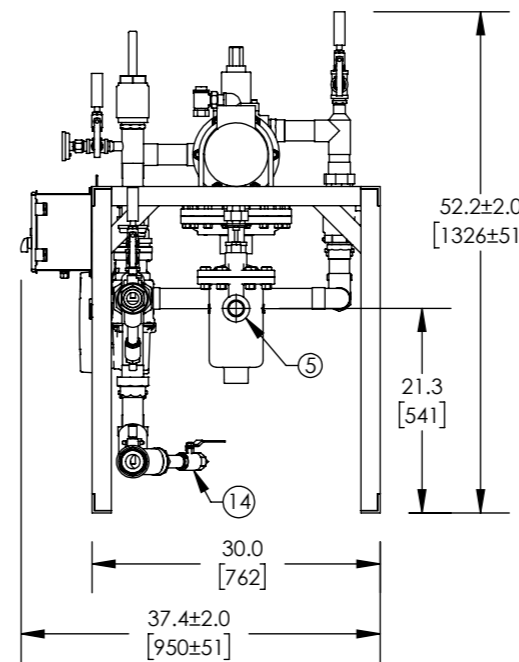
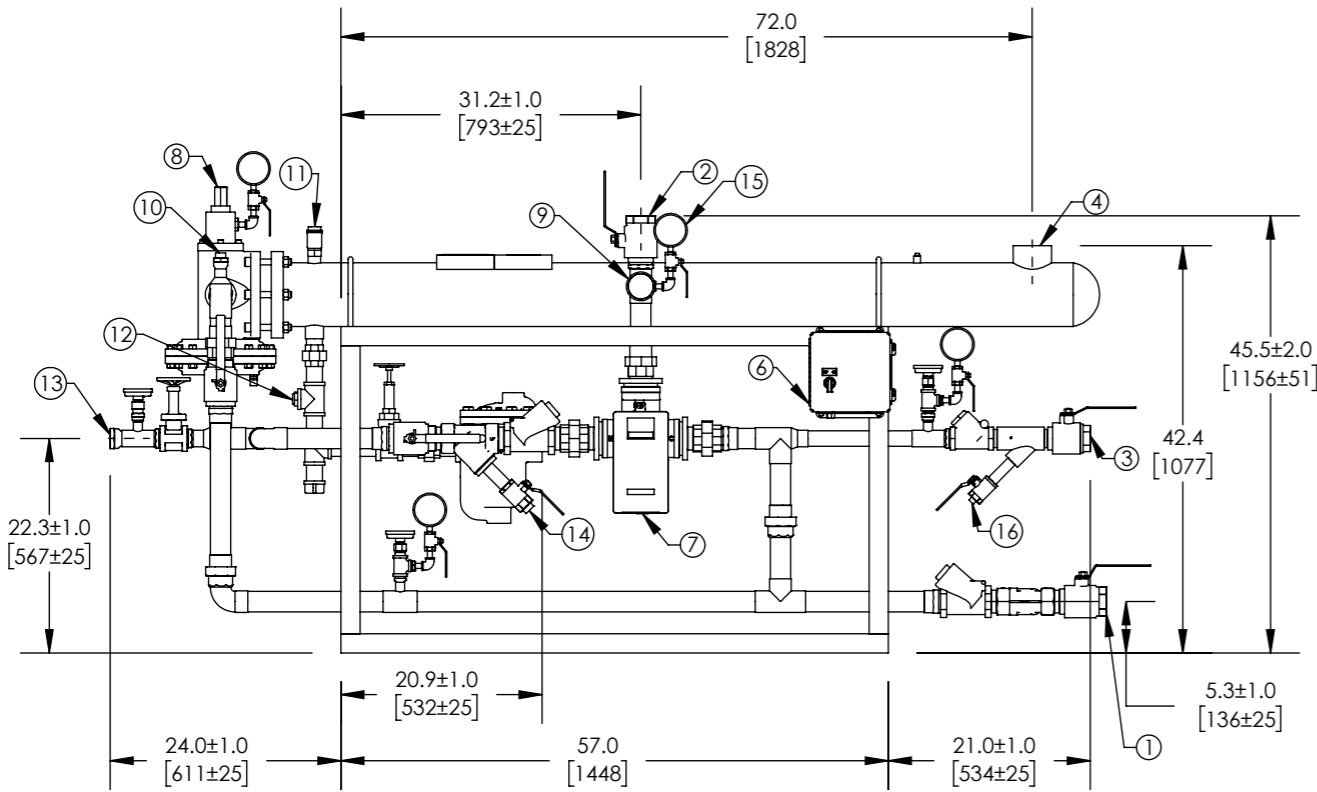
APPROVAL

BY: _____ DATE: _____

- APPROVED, PROCEED WITH FABRICATION
- APPROVED AS NOTED, PROCEED WITH FABRICATION IN ACCORDANCE WITH COMMENTS
- DISAPPROVED, DO NOT FABRICATE



FLO-RITE-TEMP



ITEM	DESCRIPTION	CONNECTION
1	COLD WATER INLET	2" NPT
2	MIXED WATER OUTLET	2" NPT
3	RECIRC WATER INLET	1-1/2" NPT
4	STEAM INLET	3" NPT
5	CONDENSATE OUTLET	1-1/4" NPT 814IB
6	ELECTRICAL PANEL	110 VAC @0.7A
7	DRV50	2" NPT
8	CONTROL VALVE	2" NPT
9	THERMOMETER(4)	1/2" NPT
10	CIP CONNECTION(2)	1" NPT
11	AIR VENT	3/4" NPT
12	VACUUM BREAKER	1/2" NPT
13	BYPASS TO DRAIN	1-1/2" NPT
14	BLOW DOWN(2)	1" NPT
15	PRESSURE GAUGE (4)	1/4" NPT
16	BLOWDOWN	3/4" NPT

ITEM	MATERIAL
PIPING	COPPER TYPE "L"
EXCHANGER SHELL MATL.	CARBON STEEL
EXCHANGER TUBE MATL.	COPPER

NOTE(S):

- ALL DIMENSIONS +/-0.5 [13] UNLESS OTHERWISE SHOWN.
- COMPLETE ASSEMBLY LEAD FREE COMPLIANT - THE WETTED SURFACE OF THIS PRODUCT CONTACTED BY CONSUMABLE WATER CONTAINS LESS THAN ONE QUARTER OF ONE PERCENT (0.25%) OF LEAD BY WEIGHT.
- PACKAGE INCLUDES ALL REQUIRED INLET CHECK VALVES, ISOLATION VALVES, AND STRAINERS ON DOMESTIC SIDE.
- DRV AND ELECTRICAL PANEL ARE PREWIRED TO PROVIDE A SINGLE ELECTRICAL LANDING POINT AT THE PANEL.

DO NOT SCALE DRAWING TOLERANCES UNLESS OTHERWISE SPECIFIED		
DIMENSIONING ENGLISH [mm]		
FRACTIONAL ± 1/64 ANGULAR: ± 2		
DECIMAL	.XXXX ± .0005 .XXX ± .005 .XX ± .015 .X ± .03	IN. MM

NAME DATE

DRAWN CFC 5/18/2015

RELEASED

ARMSTRONG INTERNATIONAL
Copyright © 2010 ARMSTRONG INTERNATIONAL, INC.

FRT665DW50

MATERIAL SHEET 1 OF 1

CWF55983 REV C SALES