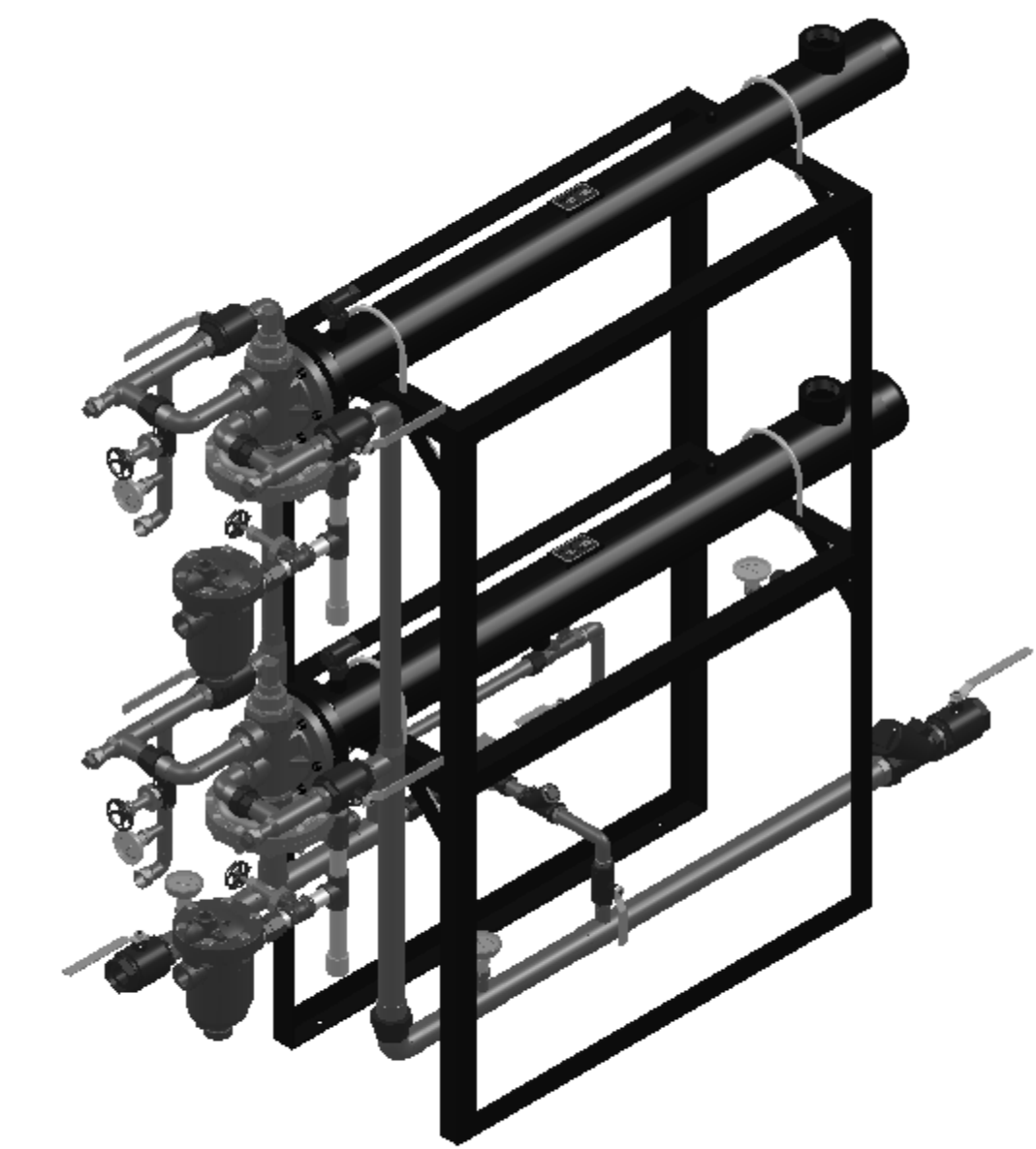


APPROVAL

BY: _____ DATE: _____

- APPROVED, PROCEED WITH FABRICATION
- APPROVED AS NOTED, PROCEED WITH FABRICATION IN ACCORDANCE WITH COMMENTS
- DISAPPROVED, DO NOT FABRICATE



FLO-RITE-TEMP STEAM/WATER HEAT EXCHANGER SINGLE WALL

PROJECT NAME :

TAG :

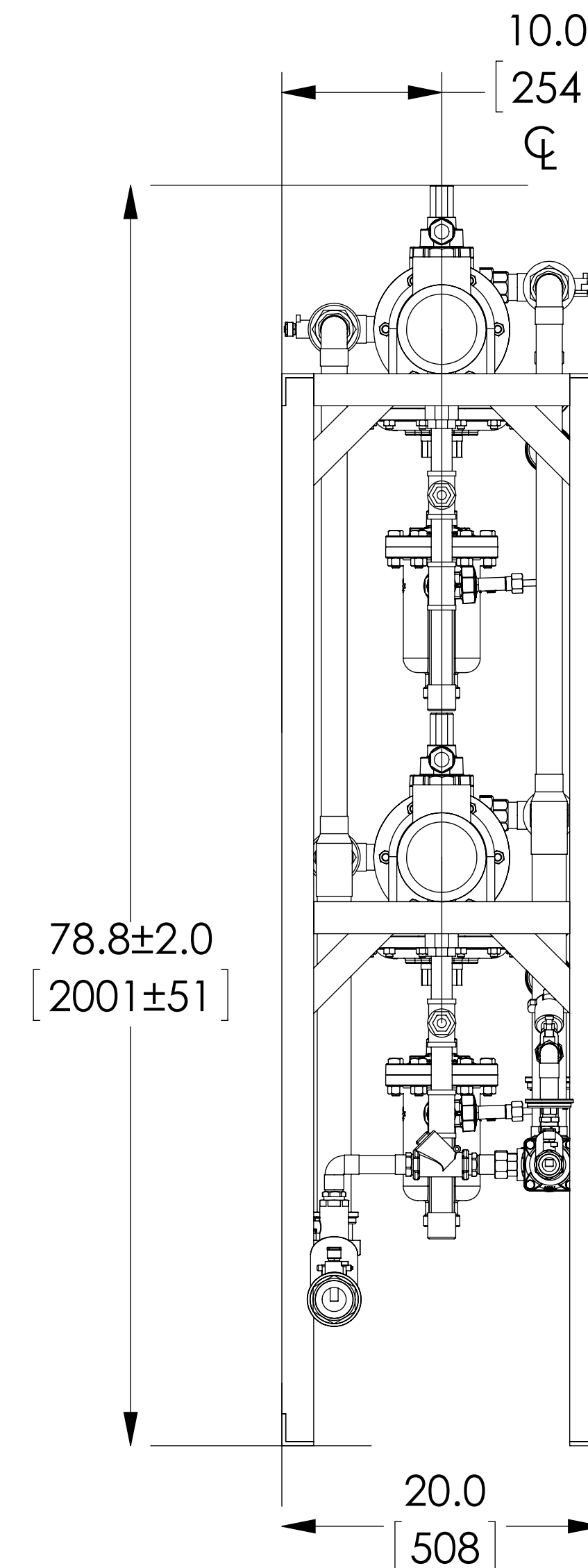
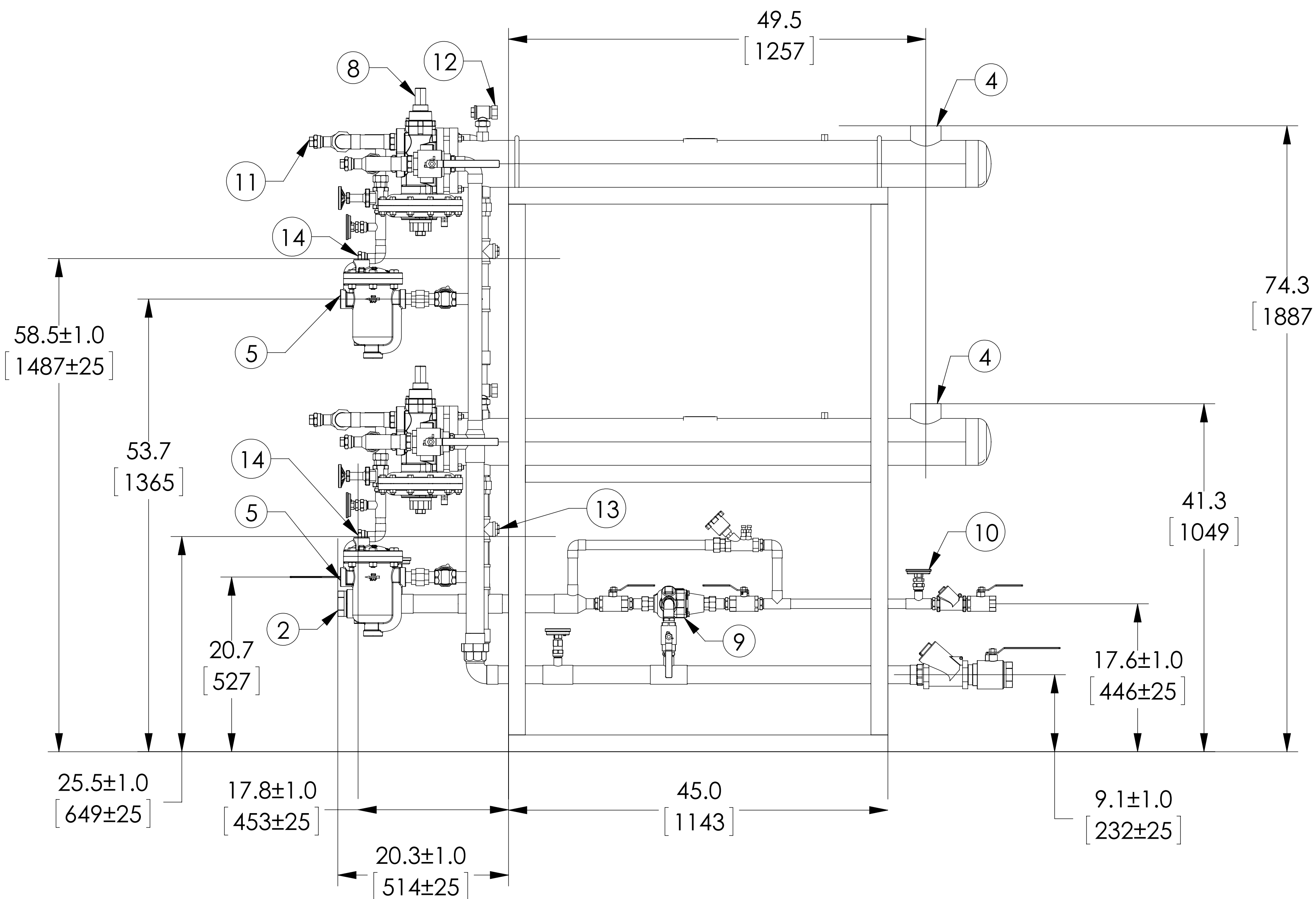
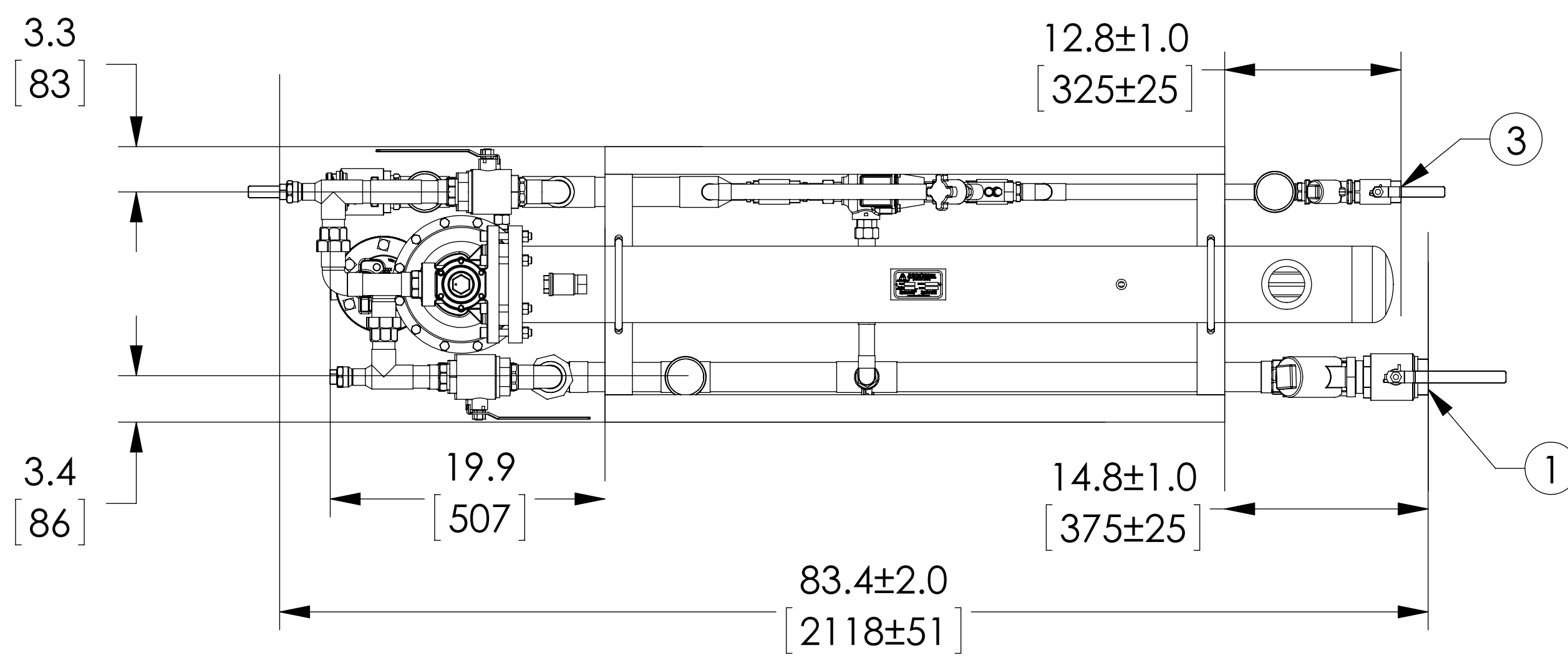
ITEM	DESCRIPTION	CONNECTION
1	COLD WATER INLET	2" NPT
2	HOT WATER OUTLET	2" NPT
3	RECIRC WATER INLET	1" NPT
4	STEAM INLET	2-1/2" NPT
5	CONDENSATE OUTLET	1" NPT 813 IB
6	N/A	N/A
7	N/A	N/A
8	CONTROL VALVE LT	1-1/2" NPT
9	FLUID POWER VALVE	1" NPT
10	THERMOMETER (5)	
11	CIP CONNECTION (4)	1" NPT
12	AIR VENT (2)	3/4" NPT
13	VACUUM BREAKER (2)	1/2" NPT
14	BYPASS TO DRAIN (2)	1" NPT

ITEM	MATERIAL
PIPING	COPPER TYPE "L"
EXCHANGER SHELL MATL.	CARBON STEEL
EXCHANGER TUBE MATL.	LEAD FREE BRASS
SET POINT	100°F

DO NOT SCALE DRAWING	
TOLERANCES UNLESS OTHERWISE SPECIFIED	
DIMENSIONING ENGLISH [mm]	
FRACTIONAL	± 1/64
ANGULAR:	± 2
DECIMAL	.XXX ± .005
	.XX ± .010
	.X ± .015
	.0 ± .030

		NAME	DATE
		DATE	DATE
DRAWN	CFG	7/17/2014	
RELEASED	SALES		

ARMSTRONG INTERNATIONAL Copyright © 2010 ARMSTRONG INTERNATIONAL, INC.	
FRT535PR100F 2 NPT 2 NPT 1 NPT CPR	
CONFIG# (C-147837)	
MATERIAL	SHEET 1 OF 1
REV A	DWG. SALES



NOTE(S):

1. ARMSTRONG PART NUMBER : D611541
2. ALL DIMENSIONS +/- 0.5[13] UNLESS OTHERWISE SHOWN.
3. COMPLETE ASSEMBLY LEAD FREE COMPLIANT - THE WETTED SURFACE OF THIS PRODUCT CONTACTED BY CONSUMABLE WATER CONTAINS LESS THAN ONE QUARTER OF ONE PERCENT (0.25%) OF LEAD BY WEIGHT.
4. N/A.