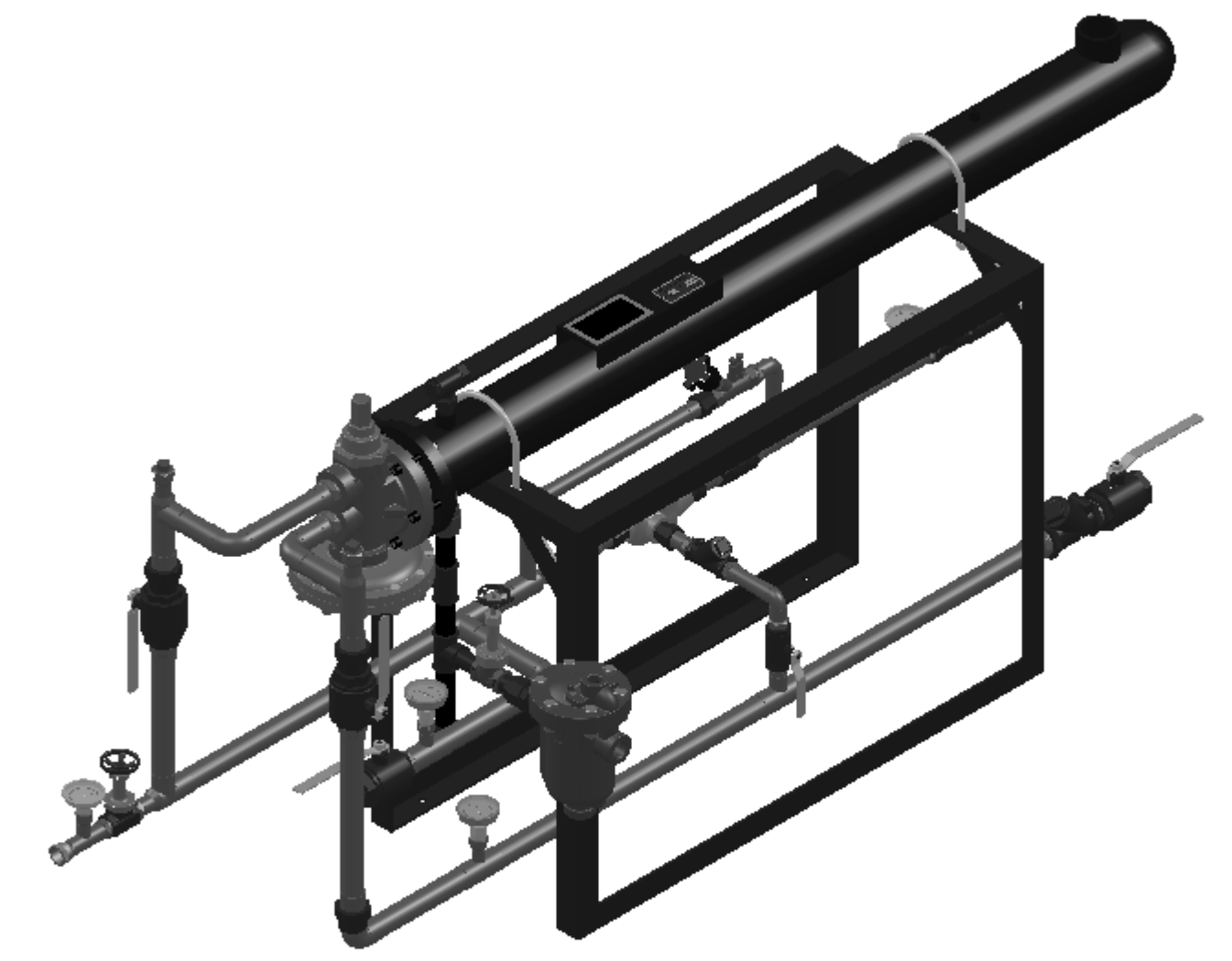


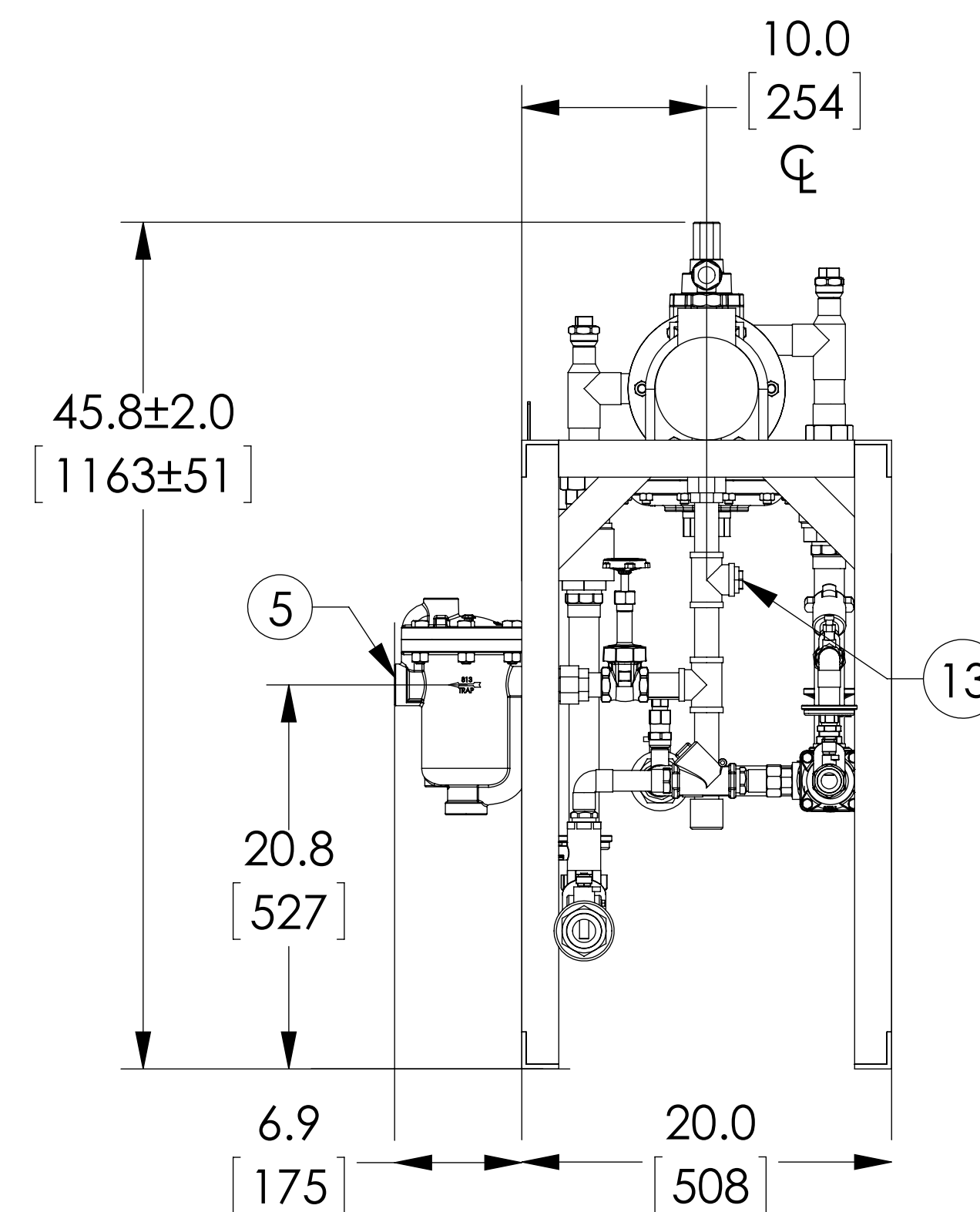
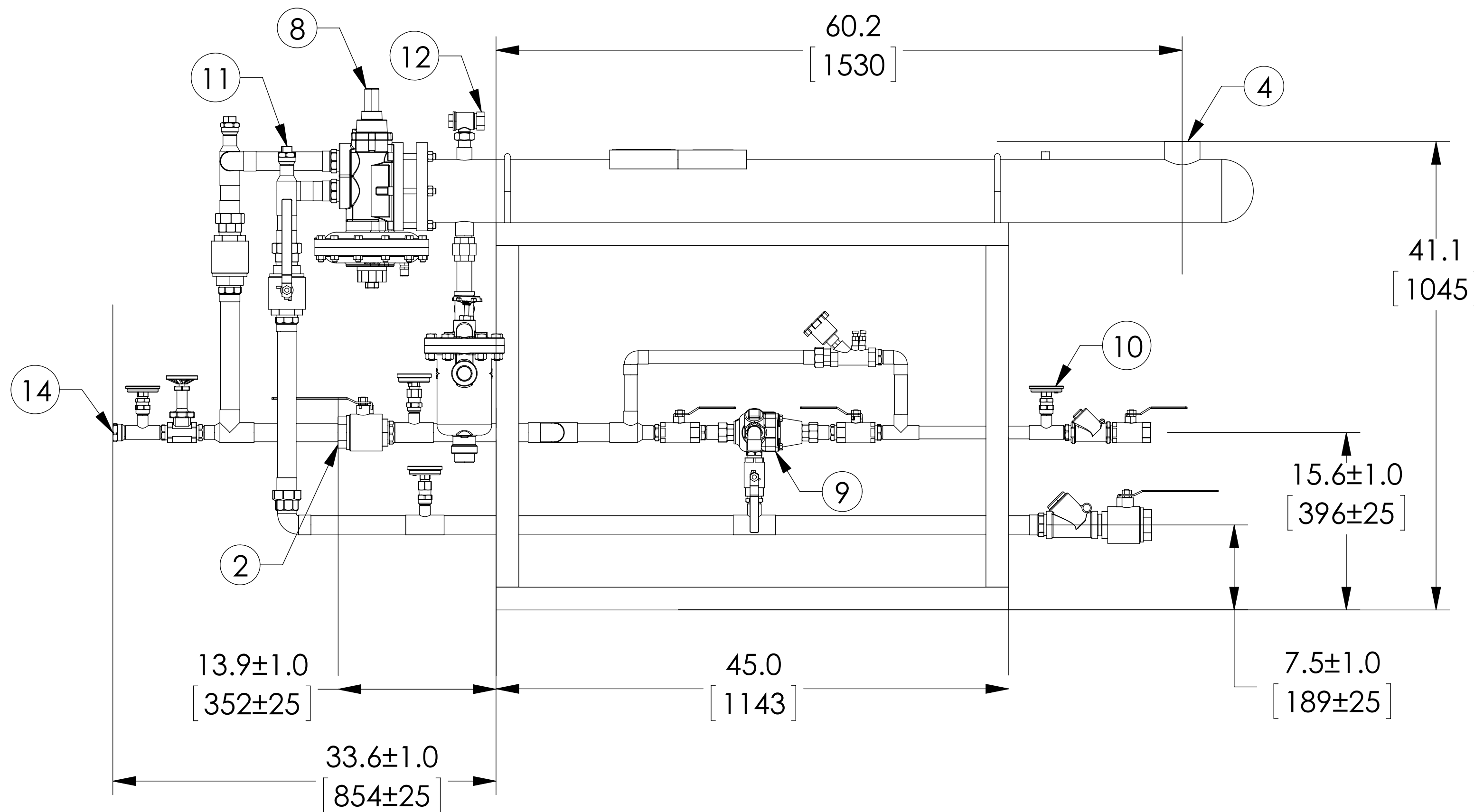
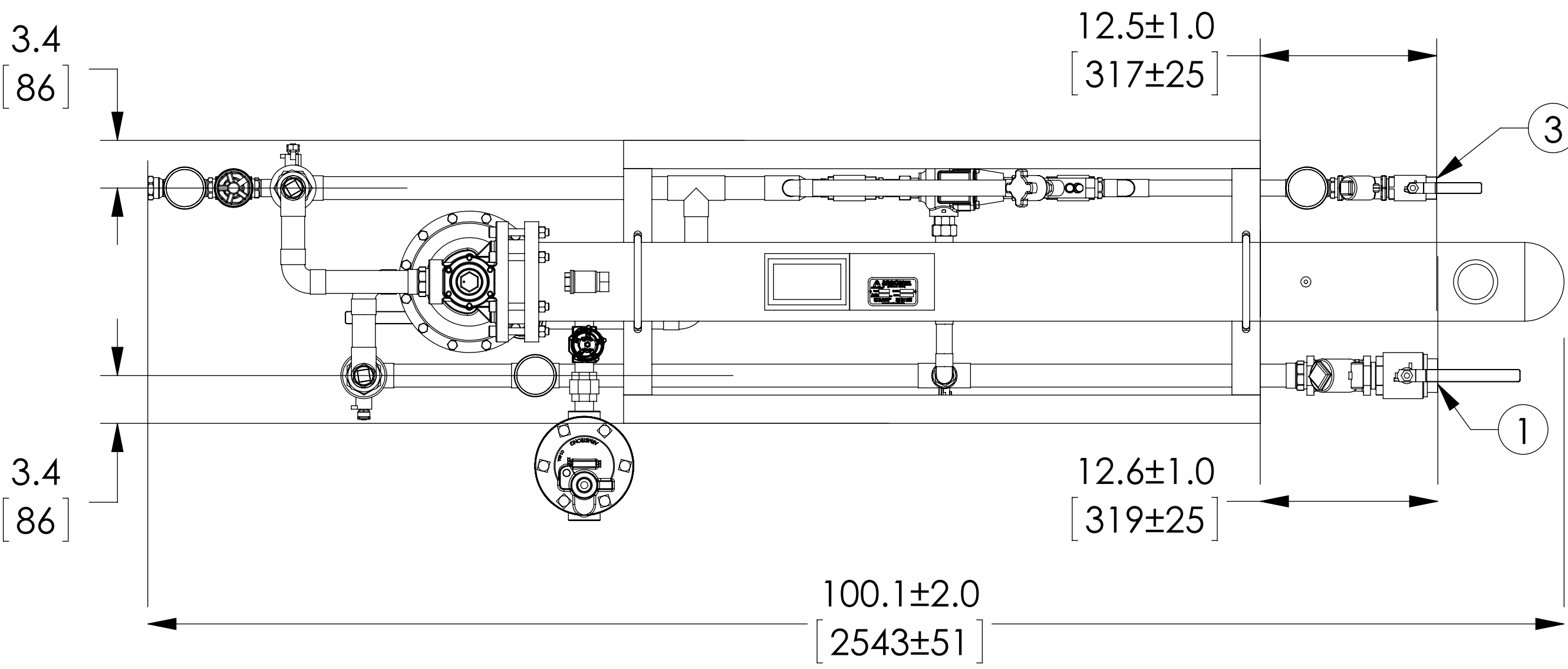
APPROVAL

BY: _____ DATE: _____

- APPROVED, PROCEED WITH FABRICATION
- APPROVED AS NOTED, PROCEED WITH FABRICATION IN ACCORDANCE WITH COMMENTS
- DISAPPROVED, DO NOT FABRICATE



FLO-RITE-TEMP STEAM/WATER HEAT EXCHANGER DOUBLE WALL



PROJECT NAME :

TAG :

ITEM	DESCRIPTION	CONNECTION
1	COLD WATER INLET	1-1/2" NPT
2	HOT WATER OUTLET	1-1/2" NPT
3	RECIRC WATER INLET	1" NPT
4	STEAM INLET	2-1/2" NPT
5	CONDENSATE OUTLET	1" NPT 813 IB
6	N/A	N/A
7	N/A	N/A
8	CONTROL VALVE LT	1-1/2" NPT
9	FLUID POWER VALVE	1" NPT
10	THERMOMETER (4)	
11	CIP CONNECTION (2)	1" NPT
12	AIR VENT	3/4" NPT
13	VACUUM BREAKER	1/2" NPT
14	BYPASS TO DRAIN	1" NPT

ITEM	MATERIAL
PIPING	COPPER TYPE "L"
EXCHANGER SHELL MATL.	CARBON STEEL
EXCHANGER TUBE MATL.	COPPER
SET POINT	100°F

NOTE(S):

1. ARMSTRONG PART NUMBER : D611581
2. ALL DIMENSIONS +/- 0.5 [13] UNLESS OTHERWISE SHOWN.
3. COMPLETE ASSEMBLY LEAD FREE COMPLIANT - THE WETTED SURFACE OF THIS PRODUCT CONTACTED BY CONSUMABLE WATER CONTAINS LESS THAN ONE QUARTER OF ONE PERCENT (0.25%) OF LEAD BY WEIGHT.
4. N/A.

DO NOT SCALE DRAWING TOLERANCES UNLESS OTHERWISE SPECIFIED DIMENSIONING ENGLISH [mm]	
FRACTIONAL ± 1/64	ANGULAR: ± 2
DECIMAL .XXX ± .005	.XX ± .015
.XX ± .015	.X ± .3

NAME	DATE
CFG	7/17/2014
SALES	

ARMSTRONG INTERNATIONAL
Copyright © 2010 ARMSTRONG INTERNATIONAL, INC.

FRT535DWR100F 1-1/2 NPT 1-1/2 NPT 1 NPT CPR

CONFIG# (C-147837)

MATERIAL	SHEET 1 OF 1
REV A	DWG. SALES