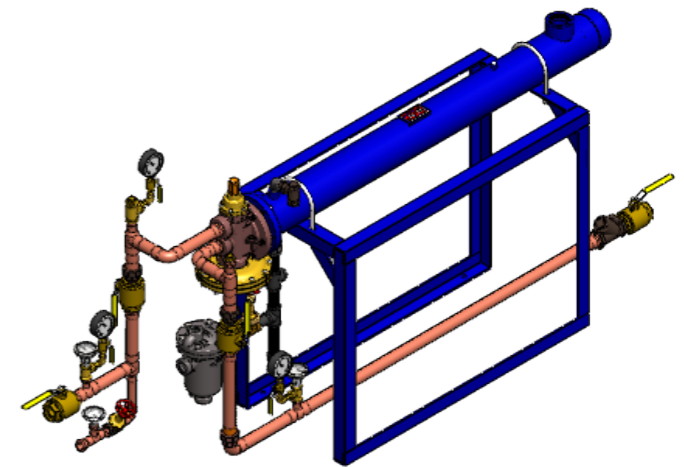


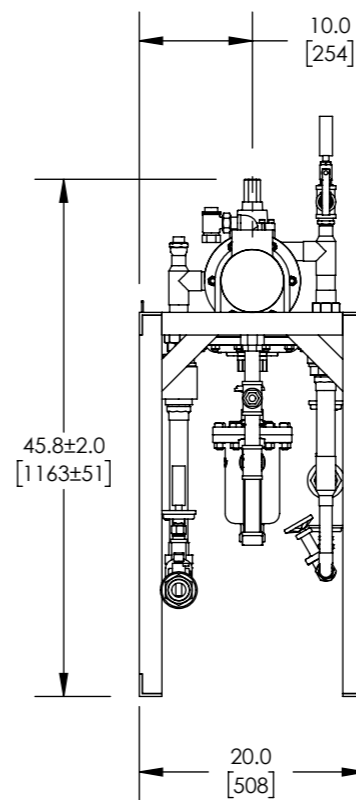
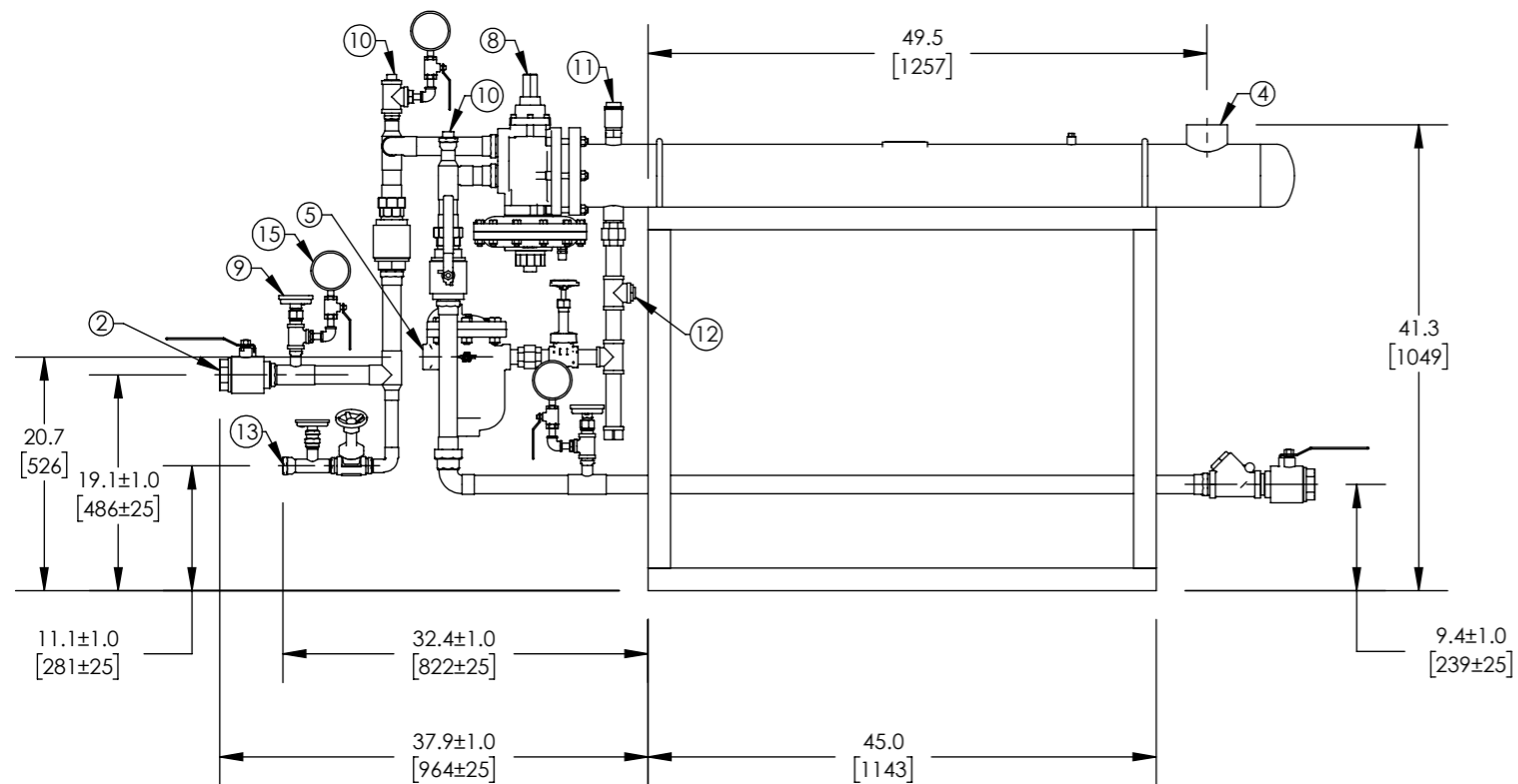
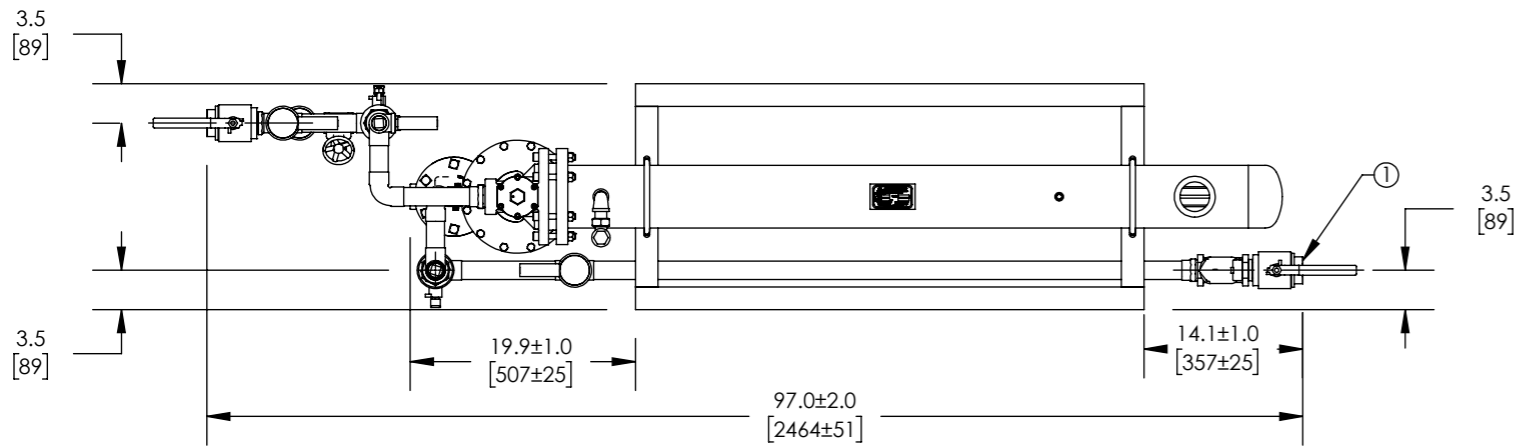
# APPROVAL

BY: \_\_\_\_\_ DATE: \_\_\_\_\_

- APPROVED, PROCEED WITH FABRICATION
- APPROVED AS NOTED, PROCEED WITH FABRICATION IN ACCORDANCE WITH COMMENTS
- DISAPPROVED, DO NOT FABRICATE



## FLO-RITE-TEMP



ITEM	DESCRIPTION	CONNECTION
1	COLD WATER INLET	1-1/2" NPT
2	HOT WATER OUTLET	1-1/2" NPT
3	RECIRC WATER INLET	N/A
4	STEAM INLET	2-1/2" NPT
5	CONDENSATE OUTLET	1" NPT 8131B
6	ELECTRICAL PANEL	N/A
7	DRV40	N/A
8	CONTROL VALVE	1-1/2" NPT
9	THERMOMETER(3)	1/2" NPT
10	CIP CONNECTION(2)	1" NPT
11	AIR VENT	3/4" NPT
12	VACUUM BREAKER	1/2" NPT
13	BYPASS TO DRAIN	1" NPT
14	BLOW DOWN	N/A
15	PRESSURE GAUGE (3)	1/4" NPT
ITEM	MATERIAL	
PIPING	COPPER TYPE "L"	
EXCHANGER SHELL MATL.	CARBON STEEL	
EXCHANGER TUBE MATL.	ADMIRALTY BRASS	

NOTE(S):  
 1. ALL DIMENSIONS +/-0.5 [13] UNLESS OTHERWISE SHOWN.  
 2. COMPLETE ASSEMBLY LEAD FREE COMPLIANT - THE WETTED SURFACE OF THIS PRODUCT CONTACTED BY CONSUMABLE WATER CONTAINS LESS THAN ONE QUARTER OF ONE PERCENT (0.25%) OF LEAD BY WEIGHT.  
 3. PACKAGE INCLUDES ALL REQUIRED INLET CHECK VALVES, ISOLATION VALVES, AND STRAINERS ON DOMESTIC SIDE.

DO NOT SCALE DRAWING TOLERANCES UNLESS OTHERWISE SPECIFIED	
DIMENSIONING ENGLISH [mm]	
FRACTIONAL ± 1/64	
ANGULAR: ± 2	
DECIMAL	
.XXXX ± .0005	IN. ---
.XXX ± .005	MM .010
.XX ± .015	.10
.X	.3

NAME	DATE
CFG	5/18/2015
DRAWN	
RELEASED	

**ARMSTRONG INTERNATIONAL**  
 Copyright © 2010 ARMSTRONG INTERNATIONAL, INC.

### FRT535

MATERIAL	SHEET 1 OF 1
CWF55983	REV C SALES