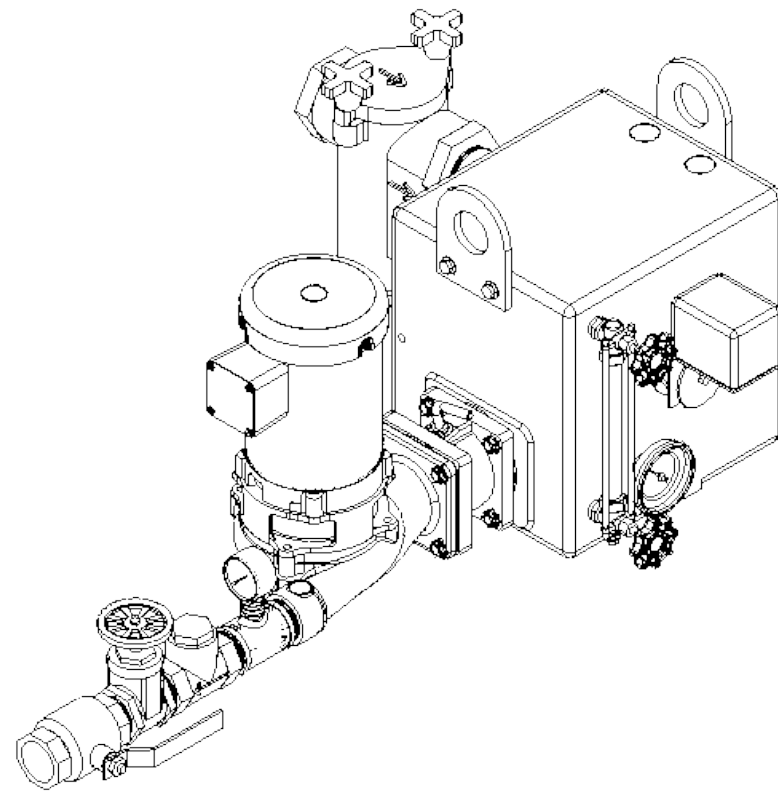
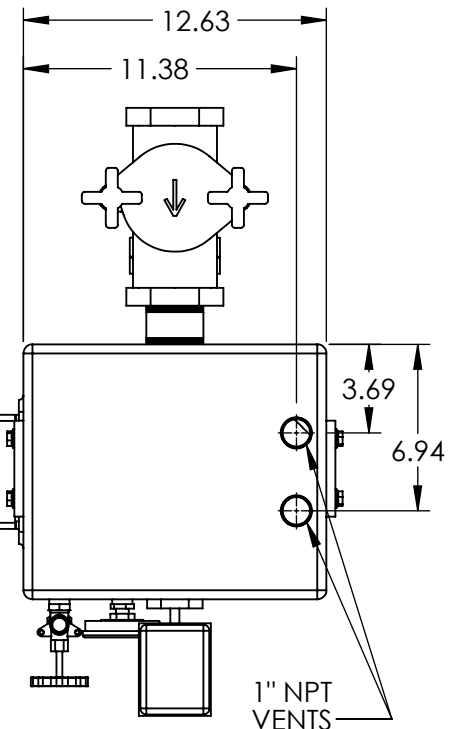


REMOTE MOUNTED  
NEMA 12  
CONTROL PANEL  
(OPTIONAL)



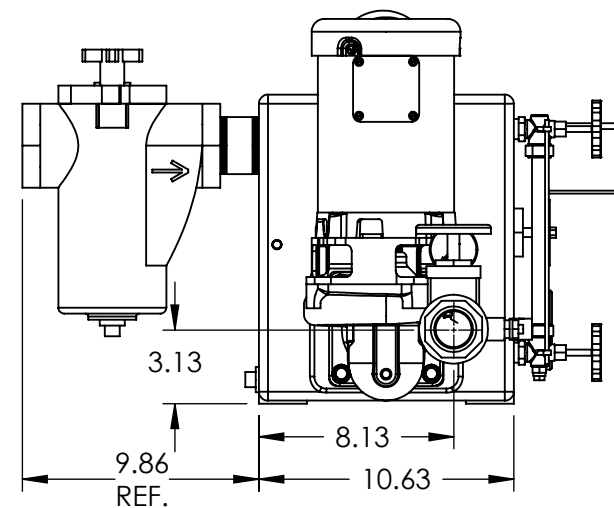
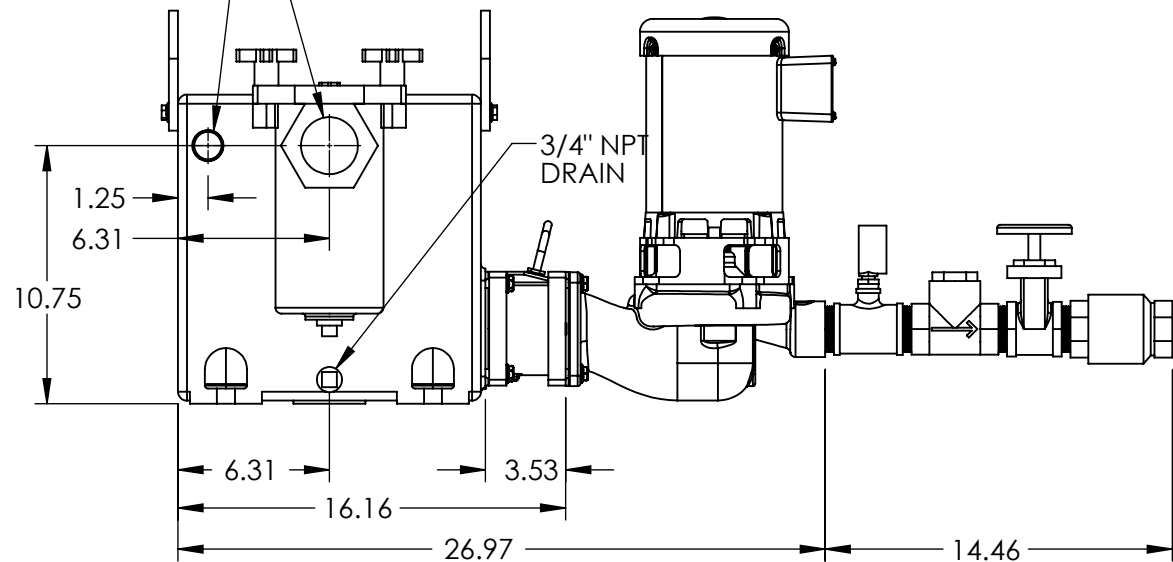
PRESSURE GAUGE, CHECK VALVE,  
GATE VALVE AND BALL VALVE  
(OPTIONAL)

1-1/2" NPT  
PUMP DISCHARGE



2" NPT PROCESS  
RETURN  
BASKET STRAINER  
(OPTIONAL)

1" NPT  
OVERFLOW

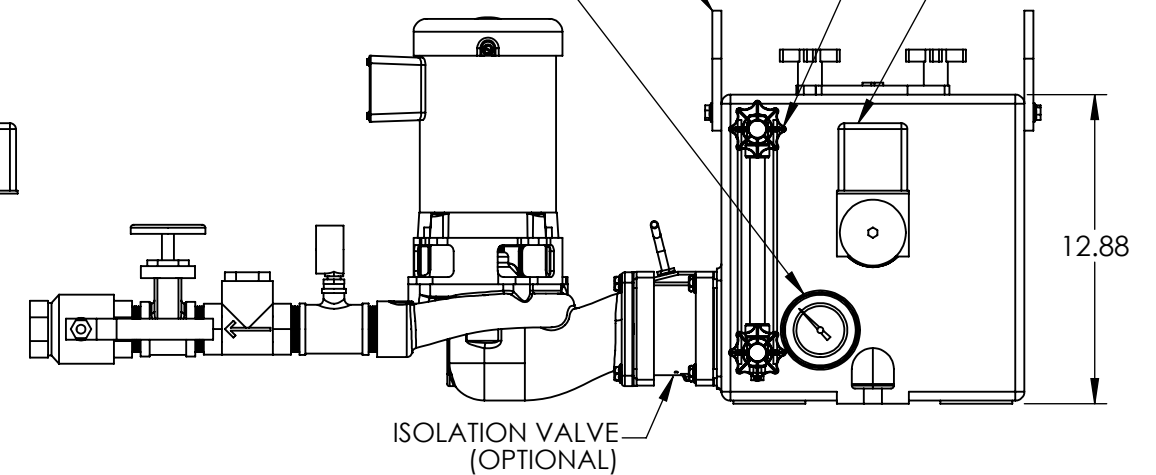


LIFTING EYES  
(OPTIONAL)

THERMOMETER  
(OPTIONAL)

GAUGE GLASS  
(OPTIONAL)

FLOAT SWITCH



ISOLATION VALVE  
(OPTIONAL)

**NOTES:**

- TANK MATERIAL: CAST IRON PER ASTM A48 CLASS 30
- ALL DIMENSIONS ARE ±0.25"
- DRAWING NOT FOR CONSTRUCTION
- CONSULT FACTORY AT TIME OF ORDER FOR CURRENT PRINT

**CONTROL PANEL OPTIONS ALSO AVAILABLE (NOT SHOWN):**

- NEMA 4 OR NEMA 4X OR NEMA 3R CONSTRUCTION
- POWER ON LIGHT
- PUMP TEST BUTTON
- PUMP RUN TIME METER
- EXTRA DRY CONTACTS
- UL/CUL LABELED PANEL
- HIGH LEVEL ALARM HORN & LIGHT W/SILENCE SWITCH

REV	DESCRIPTION	ECN	NAME	DATE
A	Initial Design		GJM	2/19/2016
PART NO: Ref PartNo		NAME	DATE	
FABRICATION TOLERANCES UNLESS OTHERWISE SPECIFIED: DIMENSIONS ARE IN INCHES		DRAWN	GJM	2/19/2016
TOLERANCES: ANGULAR DIMENSIONS ±1° FRACTIONS ±1/32		CHECKED		
TWO PLACE DECIMAL ±0.06 THREE PLACE DECIMAL ±0.030		ENG APPR.		
SHEET: 1 OF 1		DRAWING MAY NOT BE PRINTED TO SCALE. SCALE: 1:8		DWG NO. 684.47006.00
		REV A		

THIRD ANGLE PROJECTION

**6 GALLON SIMPLEX  
4700 SERIES  
"K" CONDENSATE PUMP**