

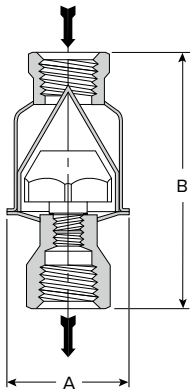


WT Series Thermostatic Wafer Steam Traps

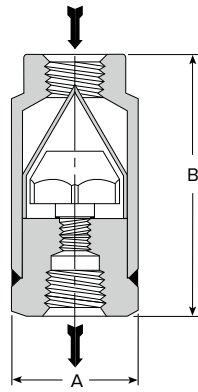
Stainless Steel or Carbon Steel

For Pressures to 41 bar...Cold Water Start-Up Capacities to 730 kg/h

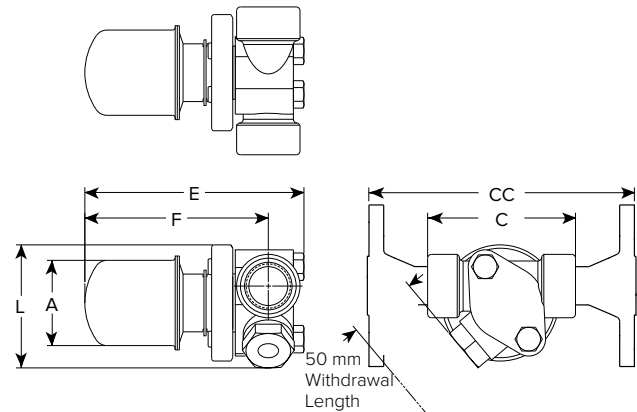
Steam Trapping and Steam Tracing Equipment



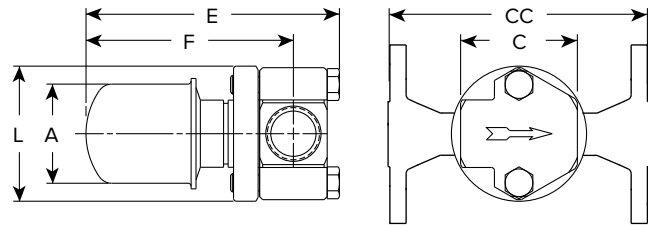
Model WT-1 Trap



Model WT-3 Trap



Model WT-2000 with IS-2 Connector with Integral Strainer



Model WT-2000 with Standard Connector

Description

Armstrong offers three thermostatic wafer steam traps. The WT-1 is ideal for low-capacity steam tracers and features an exclusive non-welded wafer design and internal strainer screen two to three times larger than that of other thermostatic traps in a sealed stainless steel body. Choice of NPT or BSPT screwed connections.

The WT-2000 does not have an internal strainer, but is equipped with a special 360° connector to expand piping options and simplify installation. Choice of NPT or BSPT screwed connections, or socketweld connections. Also available with optional IS-2 stainless steel connector with integral strainer.

Armstrong's WT-3 is a carbon steel thermostatic wafer trap for superheated drip service. It features an exclusive non-welded wafer design, which eliminates problems associated with weld stress. The WT-3 has no thin-walled enclosures such as bellows or welded diaphragms. It is also resistant to water hammer. Choice of NPT or BSPT screwed connections, or socketweld connections.

Note: Since the normal operation of all suppressed temperature-discharge (subcooling) steam traps is to back up condensate, they should not be used on drip legs for saturated steam service, heating or process equipment. Exercise care in the maintenance of any thermostatic wafer trap with a small discharge area susceptible to clogging.

Specification

Thermostatic wafer steam trap, type ... in stainless steel or carbon steel. Maximum allowable back pressure 99% of inlet pressure.

How to Order

Specify:

- Model number
- Size and type of pipe connection, or connector style
- Any options required

Table ST-180-1. WT Series Trap (dimensions in mm)

Model No.	WT-1		WT-3
Pipe Connections	1/2"	3/4"	1/2" – 3/4"
"A" Diameter	57	57	57
"B" Face-to-Face (screwed & SW)	114	119	118
Weight in kg (screwed & SW)	0,5	0,6	1,4

Table ST-180-2. WT Series Trap (dimensions in mm)

Model No.	WT-2000		
	Standard Connector	IS-2 Connector with Integral Strainer	
Pipe Connections	15 – 20 – 25	15 – 20	25
"A" Diameter	57	57	57
"C" Face-to-Face (screwed & SW)	60 – 60 – N/A	89	102
"CC" Face-to-Face (flanged PN40*)	150 – 150 – 160	150	160
"F" \varnothing to Bottom End	108	111	111
"E" Overall Length	133	130	133
"L" Overall Height	72	72	72
Blowdown Connection	—	1/4"	1/4"
Weight in kg (screwed & SW)	1,4	1,5	1,5
Weight in kg (flanged PN40*)	3,8 – 4,0 – 4,2	3,2 – 3,8	4,3

* Standard flanges are in carbon steel, stainless steel flanges are optional. Other flange sizes, ratings and face-to-face dimensions are available on request. All models comply with the Article 4.3 of the PED (2014/68/UE).



All dimensions and weights are approximate. Use certified print for exact dimensions. Design and materials are subject to change without notice.

WT Series Thermostatic Wafer Steam Traps

Stainless Steel or Carbon Steel

For Pressures to 41 bar...Cold Water Start-Up Capacities to 730 kg/h



Table ST-181-1. WT Series Capacity

Differential Pressure*	Cold Water Start-Up 21°C	Hot Water Start-Up 100°C	Operating Condensate 10°C Below Saturation
bar	kg/h	kg/h	kg/h**
0,35	54	45	4,5
0,7	68	77	5,9
1,4	145	113	8,2
2,0	177	136	9,1
3,0	191	159	10,9
3,5	222	181	11,8
5,0	259	218	13,6
7,0	295	263	15,9
10,5	318	318	18,1
14,0	408	363	20,9
17,0	454	431	22,7
21,0	476	465	25,4
24,0	522	544	28,6
28,0	590	567	31,8

* Capacities based on differential pressure with no back pressure.

** Capacities will vary with the degree of subcooling. When greater capacities are required, the trap will automatically adjust to the load, up to the maximum (cold water) capacity shown, by increasing the amount of subcooling.

Connectors

Besides the inverted bucket traps, the standard connectors or IS-2 connector with integral strainer can also be used on thermostatic, thermostatic wafer and controlled disc traps.



Steam Trapping and
Steam Tracing Equipment

Table ST-181-2.

Model	WT-1 All Stainless Steel	WT-2000 Stainless Steel w/360° Connector	WT-3 Carbon Steel
Design	Welded		
Connections	Screwed BSPT and NPT – Socketweld – Flanged (WT-2000 only)		
Material			
Body	ASTM A240 – 304L		Carbon Steel C-1018
Cap			
Capsule wafer	Hastelloy		
Capsule body	Stainless Steel – 303		
Capsule cap			
Connector			
Standard	–	Stainless Steel – 304	–
IS-2 w/integral strainer	–	ASTM A351 Gr.CF8 w/20x20 mesh 304 SS screen	–
Maximum operating conditions			
Maximum allowable pressure (vessel design)†	28 bar @ 343°C		41 bar @ 399°C
Maximum operating pressure	28 bar		41 bar
Options WT-2000			
Blowdown Valve IS-2 Connector Only			

Maximum back pressure: 99% of inlet pressure

† May be derated depending on flange rating and type.

All dimensions and weights are approximate. Use certified print for exact dimensions. Design and materials are subject to change without notice.