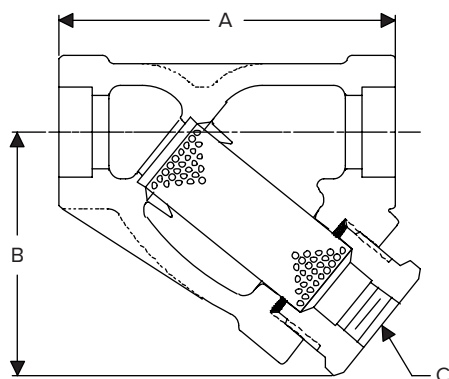


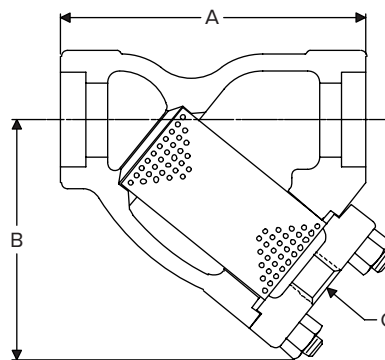


# Cast Carbon Steel (WCB)

## 600 lb and 900 lb Screwed or Socketweld 1/2" - 3"



900 lb—B1SC/B1SW 1/2", 3/4", 1"



600 lb—B1SC/B1SW 1-1/4", 1-1/2", 2", 3"

For a fully detailed certified drawing, refer to:

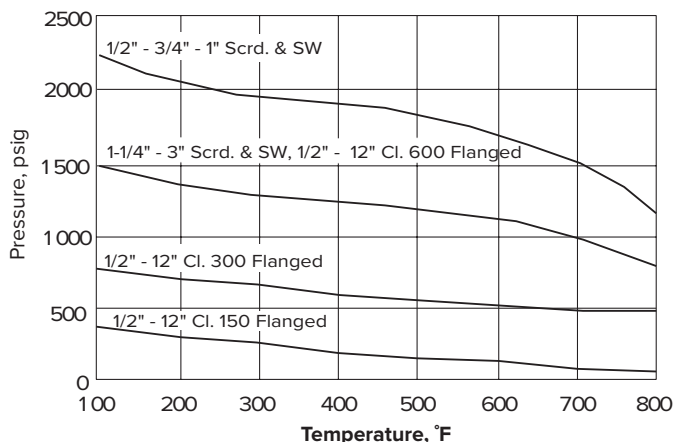
900 lb—B1SC/B1SW 1/2", 3/4", 1" CD #1047

CD #1047

600 lb—B1SC/B1SW 1-1/4", 1-1/2", 2", 3" CD #1048

CD #1048

### Pressure/Temperature Rating



Strainers

### Materials: 600 lb and 900 lb Screwed or Socketweld 1/2" - 3" (15 - 80 mm)

Connection Size		Body	Screen Retainer	Gasket	Bolting	Standard Screen
in	mm					
1/2, 3/4	15, 20	ASTM A216 Gr. WCB	ASTM A108 Gr. 1045	Soft Steel	N/A	304 SS .045" perforated <sup>1</sup>
1	25		ASTM A108 Gr. 1040			
1-1/4, 1-1/2, 2	32, 40, 50		ASTM A216 Gr. WCB	304 SS Spiral Wound Non-asbestos	Studs ASTM A193 Gr. B7 Nuts ASTM A194 Gr. 2H	
3	80			Non-asbestos	Cap Screws ASTM A193 Gr. B7	

<sup>1</sup>NOTE: Other screen materials available. See page 435.

### Physical Data: 600 lb and 900 lb Screwed or Socketweld 1/2" - 3" (15 - 80 mm)

Size	Ordering Code		Weight	Dimensions						Maximum Pressure				Screen Retainer Type	Connections				
	Standard Screen			A		B		C		Saturated Steam		100°F (38°C) non-shock							
in	mm	Scr'd	SW	lb	kg	in	mm	in	mm	in	mm	psig	barg	psig	barg				
1/2	15	B1SC	B1SW	2-1/2	1	3-3/4	95	2-11/16	68	3/8	9.5	1635	113	2220	153	Threaded	ANSI B1.20.1 Screwed		
3/4	20			3-1/2	1.6	4-3/16	106	2-15/16	75	1/2	15								
1	25			6	2.7	5	127	3-1/2	89										
1-1/4	32			9	4	5-1/2	140	4-3/16	106	1/4	32	1135	78	1480	102			Bolted	ANSI B16.11 Socketweld
1-1/2	40			11	5	6-5/16	160	4-13/16	122										
2	50			19	9	7-3/4	197	5-5/8	143										
3	80	46	21	11-3/8	289	8-3/16	208												

Designs, materials, weights and performance ratings are approximate and subject to change without notice. Visit [armstronginternational.com](http://armstronginternational.com) for up-to-date information.